

# B S D & Co.

Chartered Accountants

Branch Office Delhi : 810, 8th floor, Antriksh Bhawan, 22 Kasturba Gandhi Marg, New Delhi-110001(Delhi)  
Tel. : 011-43029888, E-mail : delhi@bsdgroup.in • Website : www.bsdgroup.in

## INDEPENDENT AUDITORS' REPORT

To The Members of Omaxe World Street Private Limited

Report on the Consolidated Financial Statements

### Opinion

We have audited the accompanying consolidated financial statements of **Omaxe World Street Private Limited** ("the Holding Company") and its subsidiaries (collectively referred to as "the Group") comprising of the Consolidated Balance Sheet as at 31<sup>st</sup> March 2022, the Consolidated Statement of Profit and Loss (including Other Comprehensive Income), the Consolidated Statement of Changes in Equity and the Consolidated Statement of Cash Flow for the year then ended, and Notes to Consolidated Financial Statements including a summary of the significant accounting policies and other explanatory information (hereinafter referred to as "the consolidated financial statements").

In our opinion and to the best of our information and according to the explanations given to us, the aforesaid consolidated financial statements give the information required by the Companies Act, 2013 (the "Act") in the manner so required and give a true and fair view in conformity with Indian Accounting Standards prescribed under section 133 of the Act read with the Companies (Indian Accounting Standards) Rules, 2015, as amended and other accounting principles generally accepted in India, of the consolidated state of affairs of the Group as at 31st March 2022, of its consolidated loss (and other comprehensive income/loss), consolidated changes in equity and consolidated cash flows for the year then ended.

### Basis for Opinion

We conducted our audit of the consolidated financial statements in accordance with the Standards on Auditing (SAs) specified under section 143(10) of the Act. Our responsibilities under those SAs are further described in the Auditor's Responsibilities for the Audit of the Consolidated Financial Statements section of our report. We are independent of the Group in accordance with the Code of Ethics issued by the Institute of Chartered Accountants of India (ICAI) together with the ethical requirements that are relevant to our audit of the consolidated financial statements under the provisions of the Act and the Rules thereunder, and we have fulfilled our other ethical responsibilities in accordance with these requirements and the ICAI's Code of Ethics. We believe that the audit evidence we have obtained is sufficient and appropriate to provide a basis for our audit opinion on the consolidated financial statements.


### Key Audit Matters

Key audit matters ("KAM") are those matters that, in our professional judgement, were of most significance in our audit of the consolidated financial statements of the current period. These matters were addressed in the context of our audit of the consolidated financial statements as a whole, and in forming our opinion thereon, and we do not provide a separate opinion on these matters. We have determined the matters described below to be the key audit matters to be communicated in our report.



## Description of Key Audit Matters

Sr. No.	Key Audit Matters	<u>How that matter was addressed in our audit report</u>
1	<p><b><u>Revenue recognition</u></b></p> <p>The Group applies Ind AS 115 “Revenue from contracts with customers” for recognition of revenue from real estate projects, which is being recognized at a point in time upon the Group satisfying its performance obligations and the customer obtaining control of the underlying asset.</p> <p>Considering application of Ind AS 115 involves certain key judgment’s relating to identification of contracts with customer, identification of distinct performance obligations, determination of transaction price of the identified performance obligations, the appropriateness of the basis used to measure revenue recognised over a period.</p> <p>Additionally, Ind AS 115 contains disclosures which involves collation of information in respect of disaggregated revenue and periods over which the remaining performance obligations will be satisfied subsequent to the balance sheet date.</p> <p>Refer Note 23 to the Consolidated Financial Statements.</p>	<p>Our audit procedure on revenue recognition from real estate projects included:</p> <p>Selecting sample to identify contracts with customers, identifying separate performance obligation in the contracts, determination of transaction price and allocating the transaction price to separate performance obligation.</p> <p>On selected samples, we tested that the revenue recognition is in accordance with accounting standards by</p> <ul style="list-style-type: none"> <li>i) Reading, analyzing and identifying the distinct performance obligations in real estate projects.</li> <li>ii) Comparing distinct performance obligations with that identified and recorded.</li> <li>iii) Reading terms of agreement to determine transaction price including variable consideration to verify transaction price used to recognize revenue.</li> <li>iv) Performing, analytical procedures to verify reasonableness of revenue accounted by the Group.</li> </ul>
2	<p><b><u>Liability for Non-performance of real estate agreements/ civil law suits against the Group</u></b></p> <p>The Group may be liable to pay damages/ interest for specific non- performance of certain real estate agreements, civil cases preferred against the Group for specific performance of the land agreement, the liability on account of these, if any has not been estimated and disclosed as contingent liability.</p> <p>Refer Note 33 to the Consolidated Financial Statements</p>	<p>We obtained details/ list of pending civil cases and reviewed on sample basis real estate agreements, to ascertain damages on account of non-performance of those agreements and discussed with the legal team of the Group to evaluate management position.</p>



<p>3</p>	<p><b><u>Inventories</u></b></p> <p>The Group's inventories comprise mainly of construction material, land and projects-in-progress.</p> <p>The inventories are carried at lower of cost and net realizable value (NRV). NRV of completed property is assessed by reference to market price existing at the reporting date and based on comparable transactions made by the Group and/or identified by the Group for properties in same geographical area. NRV of properties under construction is assessed with reference to market value of completed property as at the reporting date less estimated cost to complete.</p> <p>The carrying value of inventories is significant part of the total assets of the Group and involves significant estimates and judgments in assessment of NRV. Accordingly, it has been considered as key audit matter.</p>	<p>Our audit procedures to assess the net realizable value (NRV) of the inventories include the following:</p> <p>We had discussions with Management to understand Management's process and methodology to estimate NRV, including key assumptions used and we also verified project wise un-sold area and recent sale prices and estimated cost of construction to complete projects.</p>
<p>4</p>	<p><b><u>Recognition and measurement of deferred tax assets</u></b></p> <p>Under Ind AS, the Group is required to reassess recognition of deferred tax asset at each reporting date. The Group has deferred tax assets in respect of brought forward losses and other temporary differences, as set out in Note no 4 and 31 to the consolidated financial statements.</p> <p>The Group's deferred tax assets in respect of brought forward business losses are based on the projected profitability. This is determined on the basis of significant management judgement and estimation given that is based on assumptions such as the likely timing and level of future taxable profits which are affected by expected future market and economic conditions.</p> <p>We have identified recognition of deferred tax assets as key audit matter because of the related complexity and subjectivity of the assessment process.</p>	<p>Our Audit procedures include:</p> <ul style="list-style-type: none"> <li>i) Obtained an understanding of the process and tested the control over recording of deferred tax and review of deferred tax at each reporting date</li> <li>ii) Evaluated management assumptions, used to determine the probability that deferred tax assets recognised in the balance sheet will be recovered through taxable income in future years, by handing over of major real estate projects.</li> <li>iii) Tested the computations of amount and tax rate used for recognition of deferred tax assets.</li> <li>iv) We have also focused on the adequacy of Group's disclosure on deferred tax.</li> </ul>

**Other information**

The Holding Company's Management and Board of Directors are responsible for the preparation of the other information. The other information comprises the information included in the Management Discussion and Analysis, Board's Report including Annexures to Board's Report, Business Responsibility



Report, Corporate Governance and Shareholder's Information, but does not include the consolidated financial statements and our auditor's report thereon.

Our opinion on the consolidated financial statements does not cover the other information and we do not express any form of assurance conclusion thereon.

In connection with our audit of the consolidated financial statements, our responsibility is to read the other information and, in doing so, consider whether the other information is materially inconsistent with the consolidated financial statements or our knowledge obtained during the course of our audit or otherwise appears to be materially misstated.

If, based on the work we have performed, we conclude that there is a material misstatement of this other information, we are required to report that fact. We have nothing to report in this regard.

### **Management's Responsibilities for the Consolidated Financial Statements**


The Holding Company's Management and Board of Directors are responsible for the preparation and presentation of these consolidated financial statements in terms of the requirements of the Act that give a true and fair view of the consolidated financial position, consolidated financial performance including other comprehensive income/loss, consolidated cash flows and consolidated statement of changes in equity of the Group in accordance with the accounting principles generally accepted in India, including the Accounting Standards specified under Section 133 of the Act, read with rule 3 of the Companies (Indian Accounting Standards) Rules, 2015 and Companies (Indian Accounting Standards) amendment Rules, 2016. The respective Board of Directors of the Companies included in the Group are responsible for maintenance of adequate accounting records in accordance with the provisions of the Act for safeguarding the assets of the Group and for preventing and detecting frauds and other irregularities; the selection and application of appropriate accounting policies; making judgments and estimates that are reasonable and prudent; and the design, implementation and maintenance of adequate internal financial controls, that were operating effectively for ensuring the accuracy and completeness of the accounting records, relevant to the preparation and presentation of the financial statements that give a true and fair view and are free from material misstatement, whether due to fraud or error, which have been used for the purpose of preparation of the consolidated financial statements by the Directors of the Holding Company, as aforesaid.

In preparing the consolidated financial statements, the respective Management and Board of Directors of the entities included in the Group are responsible for assessing the ability of each entity to continue as a going concern, disclosing, as applicable matters related to going concern and using the going concern basis of accounting unless Management either intends to liquidate the entity or to cease operations, or has no realistic alternative but to do so.

The respective Board of Directors of the entities included in the Group are responsible for overseeing the financial reporting process of the Group.

### **Auditor's Responsibilities for the Audit of the Consolidated Financial statements**

Our objectives are to obtain reasonable assurance about whether the consolidated financial statements as a whole are free from material misstatement, whether due to fraud or error, and to issue an auditor's report that includes our opinion. Reasonable assurance is a high level of assurance, but is not a guarantee that an audit conducted in accordance with SAs will always detect a material misstatement when it exists. Misstatements can arise from fraud or error and are considered material if, individually or in the aggregate, they could reasonably be expected to influence the economic decisions of users taken on the basis of these consolidated financial statements.



As part of an audit in accordance with SAs, we exercise professional judgment and maintain professional skepticism throughout the audit. We also:


- Identify and assess the risks of material misstatement of the consolidated financial statements, whether due to fraud or error, design and perform audit procedures responsive to those risks, and obtain audit evidence that is sufficient and appropriate to provide a basis for our opinion. The risk of not detecting a material misstatement resulting from fraud is higher than for one resulting from error, as fraud may involve collusion, forgery, intentional omissions, misrepresentations, or the override of internal control.
- Obtain an understanding of internal financial controls relevant to the audit in order to design audit procedures that are appropriate in the circumstances. Under section 143(3)(i) of the Act, we are also responsible for expressing our opinion on whether the Holding Company and subsidiary companies has adequate internal financial controls system in place and the operating effectiveness of such controls.
- Evaluate the appropriateness of accounting policies used and the reasonableness of accounting estimates and related disclosures made by Management.
- Conclude on the appropriateness of Management's use of the going concern basis of accounting and, based on the audit evidence obtained, whether a material uncertainty exists related to events or conditions that may cast significant doubt on the ability of the Group to continue as a going concern. If we conclude that a material uncertainty exists, we are required to draw attention in our auditor's report to the related disclosures in the consolidated financial statements or, if such disclosures are inadequate, to modify our opinion. Our conclusions are based on the audit evidence obtained up to the date of our auditor's report. However, future events or conditions may cause the Group to cease to continue as a going concern.
- Evaluate the overall presentation, structure and content of the consolidated financial statements, including the disclosures, and whether the consolidated financial statements represent the underlying transactions and events in a manner that achieves fair presentation.
- Obtain sufficient appropriate audit evidence regarding the financial information of the entities or business activities within the Group of which we are the independent auditors and whose financial information we have audited, to express an opinion on the consolidated financial statements. We are responsible for the direction, supervision and performance of the audit of the financial statements of such entities included in the consolidated financial statements of which we are the independent auditor. We remain solely responsible for our audit opinion.

Materiality is the magnitude of misstatements in the consolidated financial statements that, individually or in aggregate, makes it probable that the economic decisions of a reasonably knowledgeable user of the consolidated financial statements may be influenced. We consider quantitative materiality and qualitative factors in (i) planning the scope of our audit work and in evaluating the results of our work; and (ii) to evaluate the effect of any identified misstatements in the consolidated financial statements.

We believe that the audit evidence obtained by us is sufficient and appropriate to provide a basis for our audit opinion on the consolidated financial statements.

We communicate with those charged with governance of the Holding Company and such other entities included in the consolidated financial statements of which we are independent auditors regarding, among other matters, the planned scope and timing of the audit and significant audit findings, including any significant deficiencies in internal control that we identify during our audit.

We also provide those charged with governance with a statement that we have complied with relevant ethical requirements regarding independence, and to communicate with them all relationships and other matters that may reasonably be thought to bear on our independence, and where applicable, related safeguards.



From the matters communicated with those charged with governance, we determine those matters that were of most significance in the audit of the consolidated financial statements of the current period and are therefore the key audit matters. We describe these matters in our auditor's report unless law or regulation precludes public disclosure about the matter or when, in extremely rare circumstances, we determine that a matter should not be communicated in our report because the adverse consequences of doing so would reasonably be expected to outweigh the public interest benefits of such communication.

### Report on Other Legal and Regulatory Requirements

1. As required by Section 143(3) of the Act, based on our audit we report that:
  - a. We have sought and obtained all the information and explanations which to the best of our knowledge and belief were necessary for the purposes of our audit of the aforesaid consolidated financial statements.
  - b. In our opinion, proper books of account as required by law relating to the preparation of the aforesaid consolidated financial statements have been kept by the Company so far as it appears from our examination of those books.
  - c. The consolidated balance sheet, the consolidated statement of profit and loss (including other comprehensive income/loss), the consolidated statement of changes in equity and the consolidated statement of cash flow dealt with by this report are in agreement with the relevant books of account maintained for the purpose of preparation of the consolidated financial statements.
  - d. In our opinion, the aforesaid consolidated financial statements comply with the Indian Accounting Standards specified under Section 133 of the Act.
  - e. On the basis of the written representations received from the directors of the Holding company and its subsidiaries as on 31<sup>st</sup> March, 2022 and taken on record by the Board of Directors of respective companies, none of the directors of the holding company and its subsidiaries which are companies incorporated in India is disqualified as on 31<sup>st</sup> March 2022 from being appointed as a director in terms of Section 164(2) of the Act.
  - f. With respect to the adequacy of the internal financial controls with reference to the financial statements of the Holding Company and its subsidiaries and the operating effectiveness of such controls, refer to our separate report in "Annexure-I".
  - g. With respect to the other matters to be included in the Auditor's Report in accordance with the requirements of section 197(16) of the Act,:

In our opinion, to the best of our information and according to the explanations given to us, no managerial remuneration was paid during the current year.

- h. With respect to the other matters to be included in the Auditor's Report in accordance with Rule 11 of the Companies (Audit and Auditors) Rules, 2014, in our opinion and to the best of our information and according to the explanations given to us:
  - i. The consolidated financial statements disclose the impact of pending litigations as at 31<sup>st</sup> March 2022 on the consolidated financial position of the Group.
  - ii. There are no material foreseeable losses on long term contracts including derivative contracts requiring provision.





- iii. There were no amounts which were required to be transferred, to the Investor Education and Protection Fund by the Group.
- iv. (a) The respective Managements of the Holding Company and its subsidiaries whose financial statements have been audited under the Act have represented to us that, to the best of its knowledge and belief, no funds have been advanced or loaned or invested (either from borrowed funds or share premium or any other sources or kind of funds) by the Holding Company or any of such subsidiaries to or in any other person(s) or entity(ies), including foreign entities ("Intermediaries"), with the understanding, whether recorded in writing or otherwise, that the Intermediary shall, whether, directly or indirectly lend or invest in other persons or entities identified in any manner whatsoever by or on behalf of the Holding Company or any of such subsidiaries ("Ultimate Beneficiaries") or provide any guarantee, security or the like on behalf of the Ultimate Beneficiaries;
- (b) The respective Managements of the Holding Company and its subsidiaries whose financial statements have been audited under the Act have represented to us that, to the best of its knowledge and belief, no funds have been received by the Holding Company or any of such subsidiaries from any person(s) or entity(ies), including foreign entities ("Funding Parties"), with the understanding, whether recorded in writing or otherwise, that the Holding Company or any of such subsidiaries shall, whether, directly or indirectly, lend or invest in other persons or entities identified in any manner whatsoever by or on behalf of the Funding Party ("Ultimate Beneficiaries") or provide any guarantee, security or the like on behalf of the Ultimate Beneficiaries;
- (c) Based on the audit procedures that have been considered reasonable and appropriate in the circumstances performed by us, nothing has come to our notice that has caused us to believe that the representations under sub-clause (a) and (b) contain any material misstatement.
2. With respect to the matters specified in paragraphs 3(xxi) and 4 of the Companies (Auditor's Report) Order, 2020 (the "Order"/ "CARO") issued by the Central Government in terms of Section 143(11) of the Act, to be included in the Auditor's report, according to the information and explanations given to us, and based on the CARO reports issued by us for the companies included in the consolidated financial statements of the Company, to which reporting under CARO is applicable, we report that there are no qualifications or adverse remarks in these CARO reports.

For B S D & Co.

Chartered Accountants

Firm Registration No. 000312S

  
Sujata Sharma  
Partner  
Membership No. 087919



UDIN: 22087919ANJPOQ4904

Place: New Delhi

Date: 26<sup>th</sup> May 2022

**Annexure I- Referred to in paragraph 1(f) under the heading "Report on Other Legal and Regulatory Requirements" section of our report to the members of Omaxe World Street Private Limited of even date**

**Report on the Internal Financial Controls under Clause (i) of Sub-section 3 of Section 143 of the Companies Act, 2013 ("the Act")**

In conjunction with our audit of the consolidated financial statements of Omaxe World Street Private Limited ("the Holding Company") as of and for the year ended 31<sup>st</sup> March 2022, we have audited the internal financial controls over financial reporting of the Holding Company and its subsidiary companies which are companies incorporated in India as of that date.

**Management's Responsibility for Internal Financial Controls**

The respective Board of Directors of the Holding company and its subsidiary companies which are companies incorporated in India, are responsible for establishing and maintaining internal financial controls based on the internal controls over financial reporting criteria established by the company considering the essential components of internal controls stated in the Guidance Note on Audit of Internal Financial Controls Over Financial Reporting issued by the Institute of Chartered Accountants of India (ICAI). These responsibilities include the design, implementation and maintenance of adequate internal financial controls that were operating effectively for ensuring the orderly and efficient conduct of its business, including adherence to the respective company's policies, the safeguarding of its assets, the prevention and detection of frauds and errors, the accuracy and completeness of the accounting records, and the timely preparation of reliable financial information, as required under the Act.

**Auditor's Responsibility**

Our responsibility is to express an opinion on the company's internal financial controls over financial reporting based on our audit. We conducted our audit in accordance with the Guidance Note on Audit of Internal Financial Controls Over Financial Reporting (the "Guidance Note") issued by the ICAI and the Standards on Auditing, issued by ICAI and deemed to be prescribed under section 143(10) of the Act, to the extent applicable to an audit of internal financial controls. Those Standards and the Guidance Note require that we comply with ethical requirements and plan and perform the audit to obtain reasonable assurance about whether adequate internal financial controls over financial reporting was established and maintained and if such controls operated effectively in all material respects.

Our audit involves performing procedures to obtain audit evidence about the adequacy of the internal financial controls system over financial reporting and their operating effectiveness. Our audit of internal financial controls over financial reporting included obtaining an understanding of internal financial controls over financial reporting, assessing the risk that a material weakness exists, and testing and evaluating the design and operating effectiveness of internal control based on the assessed risk. The procedures selected depend on the auditor's judgment, including the assessment of the risks of material misstatement of the consolidated financial statements, whether due to fraud or error.

We believe that the audit evidence we have obtained is sufficient and appropriate to provide a basis for our audit opinion on the internal financial controls systems over financial reporting of the company and its subsidiary companies.





## Meaning of Internal Financial Controls over Financial Reporting

A company's internal financial controls over financial reporting is a process designed to provide reasonable assurance regarding the reliability of financial reporting and the preparation of financial statements for external purposes in accordance with generally accepted accounting principles. A company's internal financial controls over financial reporting includes those policies and procedures that (1) pertain to the maintenance of records that, in reasonable detail, accurately and fairly reflect the transactions and dispositions of the assets of the company; (2) provide reasonable assurance that transactions are recorded as necessary to permit preparation of financial statements in accordance with generally accepted accounting principles, and that receipts and expenditures of the company are being made only in accordance with authorizations of Management and directors of the company; and (3) provide reasonable assurance regarding prevention or timely detection of unauthorized acquisition, use, or disposition of the company's assets that could have a material effect on the financial statements.

## Inherent Limitations of Internal Financial Controls over Financial Reporting

Because of the inherent limitations of internal financial controls over financial reporting, including the possibility of collusion or improper Management override of controls, material misstatements due to error or fraud may occur and not be detected. Also, projections of any evaluation of the internal financial controls over financial reporting to future periods are subject to the risk that the internal financial control over financial reporting may become inadequate because of changes in conditions, or that the degree of compliance with the policies or procedures may deteriorate.


## Opinion


In our opinion, to the best of our information and according to the explanations given to us, the Group has, in all material respects, an adequate internal financial controls system over financial reporting but requires more strengthening and such internal financial controls over financial reporting were operating effectively as at 31<sup>st</sup> March 2022, based on the internal control over financial reporting criteria established by the Group consisting the essential components of internal control stated in the Guidance Note on Audit of Internal Financial Controls Over Financial Reporting issued by the ICAI.

For B S D & Co.

Chartered Accountants

Firm Registration No. 000312S

  
Sujata Sharma  
Partner



Membership No. 087919

UDIN: 22087919ANJPOQ4904

Place: New Delhi

Date: 26<sup>th</sup> May 2022

**Annexure-II to the Independent Auditors' Report – 31<sup>st</sup> March 2022 on the Consolidated Financial Statements**

<b>S. No.</b>	<b>Name of Company</b>	<b>Type</b>
1	Anveshan Builders Private Limited	Subsidiary
2	Adesh Realcon Private Limited	Subsidiary
3	Navadip Developers Private Limited	Subsidiary
4	Abhas Realcon Private Limited	Subsidiary



**Omaxe World Street Private Limited**

(Formerly Known as Robust Buildwell Private Limited)

Regd. Office: Sector 79 O, Omaxe City Centre Faridabad, Haryana-121004

CIN: U741201IR2007PTC036993

**CONSOLIDATED BALANCE SHEET AS AT 31 MARCH 2022**

(Rupees in Lakhs)

Particulars	Note No.	As at 31 March 2022	As at 31 March 2021
<b>ASSETS</b>			
<b>Non-Current Assets</b>			
a) Property, Plant and Equipment	1	239.42	88.45
b) Other Intangible Assets	2	0.38	0.51
c) Goodwill	2A	0.80	0.80
d) Financial Assets			
i) Other Financial Assets	3	894.80	90.98
e) Deferred Tax Assets (net)	4	522.40	409.18
f) Non-Current Tax Assets (net)		41.63	40.02
g) Other Non-Current Assets	5	63.86	25.95
		<b>1,763.29</b>	<b>655.89</b>
<b>Current Assets</b>			
a) Inventories	6	65,671.70	49,194.31
b) Financial Assets			
i) Trade Receivables	7	730.96	639.14
ii) Cash and Cash Equivalents	8	443.30	1,326.17
iii) Other Bank balances	9	962.28	300.04
iv) Other Financial Assets	10	14,613.87	11,992.97
c) Other Current Assets	11	8,437.10	4,449.04
		<b>90,859.21</b>	<b>67,901.67</b>
<b>TOTAL ASSETS</b>		<b>92,622.50</b>	<b>68,557.56</b>
<b>EQUITY AND LIABILITIES</b>			
<b>Equity</b>			
a) Equity Share Capital	12	3,800.00	3,800.00
b) Other Equity		(1,153.99)	(166.10)
		<b>2,646.01</b>	<b>3,633.90</b>
<b>Liabilities</b>			
<b>Non-Current Liabilities</b>			
a) Financial Liabilities			
i) Borrowings	13	49.75	10.45
ii) Trade Payables	14		
Total outstanding dues of micro enterprises and small enterprises			
Total outstanding dues of creditors other than micro enterprises and small enterprises		2,528.15	-
iii) Other Financial Liabilities	15	203.90	191.60
b) Other non Current Liabilities	16	17.81	18.76
c) Provisions	17	192.74	72.89
		<b>2,992.35</b>	<b>293.70</b>



*[Handwritten signature]*

*[Handwritten mark]*

*[Handwritten mark]*

**Current liabilities**

a) Financial Liabilities			
i) Borrowings	18	42.20	2,258.33
ii) Trade Payables	19		
		130.58	435.03
Total outstanding dues of micro enterprises and small enterprises			
Total outstanding dues of creditors other than micro enterprises and small enterprises		8,726.11	6,118.28
iii) Other Financial Liabilities	20	3,840.90	3,771.62
b) Other Current Liabilities	21	74,239.01	52,036.52
c) Provisions	22	5.30	1.47
d) Current Tax Liabilities(net)		0.04	8.71
		<u>86,984.14</u>	<u>64,629.96</u>
		<u>92,622.50</u>	<u>68,557.56</u>

**TOTAL EQUITY AND LIABILITIES**

Significant accounting policies A  
Notes on financial statements 1-49

The notes referred to above form an integral part of Consolidated financial statements.

As per our audit report of even date attached

For and on behalf of For and on behalf of board of directors

**BSD & Co.**

Chartered Accountants  
(Regn. No. -0003125)  
New Delhi  
Chartered Accountants

Sujata Sharma  
Partner  
M.No. 087919

Pavan Agarwal  
Pavan Agarwal  
Director  
DIN: 02295157

Deepak Garg  
Deepak Garg  
Director  
DIN: 03568366

Place: New Delhi  
Date: 26-May-2022

Arun Kumar Gupta  
Chief Financial Officer

Neha Bahal  
Neha Bahal  
Company Secretary

**Omaxe World Street Private Limited**  
(Formerly Known as Robust Buildwell Private Limited)  
Regd. Office: Sector 79 C, Omaxe City Centre Faridabad, Haryana-121004  
CIN: U741201HR2007PTIC036993

**CONSOLIDATED STATEMENT OF PROFIT AND LOSS FOR THE YEAR ENDED 31 MARCH 2022**

Particulars	Note No.	(Rupees in Lakhs)	
		Year ended 31 March 2022	Year ended 31 March 2021
<b>REVENUE</b>			
Revenue from Operations	23	4,305.96	2,652.98
Other Income	24	85.42	24.51
<b>TOTAL INCOME</b>		<b>4,391.38</b>	<b>2,677.49</b>
<b>EXPENSES</b>			
Cost of Material Consumed, Construction & Other Related Project Cost	25	15,629.61	5,017.41
Changes in Inventories of Projects in Progress	26	(10,644.91)	(2,959.01)
Employee Benefits Expense	27	69.41	15.37
Finance Costs	28	131.15	170.86
Depreciation and Amortization Expense	29	35.91	17.08
Other Expenses	30	197.62	151.43
<b>TOTAL EXPENSES</b>		<b>5,418.79</b>	<b>2,413.14</b>
<b>Profit Before Tax</b>		<b>(1,027.41)</b>	<b>264.35</b>
Tax Expense	31	(93.85)	104.65
<b>Profit/(loss) For The Year(A)</b>		<b>(933.56)</b>	<b>159.70</b>
<b>Other Comprehensive Income</b>			
1) Items that will not be reclassified to Statement of Profit and Loss			
Remeasurements of the Net Defined Benefit Plans		(72.61)	0.42
Tax On Remeasurements of The Net Defined Benefit Plans - Actuarial Gain or Loss		18.28	(0.11)
<b>Total Other Comprehensive Income/(Loss)(B)</b>		<b>(54.33)</b>	<b>0.31</b>
<b>Total Comprehensive Income for the year (comprising of profit for the year and other comprehensive income/(Loss))(A+B)</b>		<b>(987.89)</b>	<b>160.01</b>
<b>Net Profit attributable to :</b>			
a) Owners of the Company		(933.56)	159.70
b) Non Controlling Interest		-	-
<b>Other Comprehensive Income attributable to :</b>			
a) Owners of the Company		(54.33)	0.31
b) Non Controlling Interest		-	-
<b>Total Comprehensive Income attributable to :</b>			
a) Owners of the Company		(987.88)	160.01
b) Non Controlling Interest		-	-

Earning Per Equity Share-Basic & Diluted (In Rupees) (Nominal Value of Equity Shares Rs.10/- (P.Y Rs 10/-)	32	(2.46)	0.42
Significant accounting policies	A		
Notes on financial statements	1-49		

The notes referred to above form an integral part of Consolidated financial statements.  
As per our audit report of even date attached

For and on behalf of

For and on behalf of board of directors

**B S D & Co.**

Chartered Accountants  
(Regn. No. -00037251-0003725  
Delhi  
Chartered Accountants

Sujata Sharma  
Partner  
M.No. 087919

Pavan Agarwal  
Pavan Agarwal  
Director  
DIN: 02295157

Deepak Garg  
Deepak Garg  
Director  
DIN: 03568366

Place: New Delhi  
Date: 26-May-2022

Arun Kumar Gupta  
Chief Financial Officer

Neha Bahal  
Neha Bahal  
Company Secretary

**Omaxe World Street Private Limited**  
(Formerly Known as Robust Buildwell Private Limited)  
Regd. Office: Sector 79 O, Omaxe City Centre Faridabad, Haryana-121004  
CIN: U74120HR2007PTC036993

**Consolidated Statement of Changes in Equity for the Year Ended 31 March 2022**

**A. Equity Share Capital**

Particulars	Numbers	Rupees in Lakhs
Balance as at 1 April 2020	3,80,00,000	3,800.00
Changes in equity share capital due to prior period errors	-	-
Restated balance as at 1 April, 2020	3,80,00,000	3,800.00
Changes in equity share capital during 2020-21	-	-
Balance as at 31 March 2021	3,80,00,000	3,800.00
Balance as at 1 April 2021	3,80,00,000	3,800.00
Changes in equity share capital due to prior period errors	-	-
Restated balance as at 1 April, 2021	3,80,00,000	3,800.00
Changes in equity share capital during 2021-22	-	-
Balance as at 31 March 2022	3,80,00,000	3,800.00

**B. Other Equity**

(Rupees in Lakhs)

Description	Attributable to the owners of Omaxe World Street Private Limited		
	Retained Earnings	Other comprehensive Income	Total Other Equity
Balance as at 1 April 2020	(314.22)	(11.89)	(326.11)
Profit for the year	159.70	-	159.70
Other Comprehensive Income	-	0.31	0.31
Balance as at 31 March 2021	(154.52)	(11.58)	(166.10)
Balance as at 1 April 2021	(154.52)	(11.58)	(166.10)
Profit/(Loss) for the year	(933.56)	-	(933.56)
Other Comprehensive Income	-	(54.33)	(54.33)
Balance as at 31 March 2022	(1,088.07)	(65.91)	(1,153.99)

The notes referred to above form an integral part of Consolidated financial statements.

As per our audit report of even date attached

For and on behalf of


For and on behalf of board of directors

**B S D & Co.**

Chartered Accountants

(Regn. No. -0003123)

*Sujata Sharma*  
Sujata Sharma  
Partner  
M.No. 087919



*Pavan Agarwal*  
Pavan Agarwal  
Director  
DIN: 02295157

*Deepak Garg*  
Deepak Garg  
Director  
DIN: 03568366

Place: New Delhi  
Date: 26-May-2022


*Arun Kumar Gupta*  
Arun Kumar Gupta  
Chief Financial Officer

*Neha Bahal*  
Neha Bahal  
Company Secretary

**Omaxe World Street Private Limited**  
(Formerly Known as Robust Buildwell Private Limited)  
Regd. Office: Sector 79 O, Omaxe City Centre Faridabad, Haryana-121004  
CIN: U74120HR2007PTC036993

**CONSOLIDATED CASH FLOW STATEMENT FOR THE YEAR ENDED 31 MARCH 2022**

Particulars	(Rupees in Lakhs)	
	Year Ended 31 March 2022	Year Ended 31 March 2021
<b>A. Cash flow from operating activities</b>		
Profit/(Loss) for the year before tax	(1,027.41)	264.35
Adjustments for :		
Depreciation and amortization expense	42.76	24.10
Interest income	(63.83)	(11.13)
Profit on sale of fixed assets	(5.01)	(0.81)
Interest and finance charges	1,078.39	778.92
Bad debts and advance written off	0.27	0.00
Liabilities no longer required written back	(8.06)	(0.34)
<b>Operating profit before working capital changes</b>	<b>17.11</b>	<b>1,055.09</b>
<b>Adjustments for working capital</b>		
Inventories	(16,477.39)	(9,797.76)
Trade Receivables	(91.83)	(44.78)
Current Loans	-	(17.54)
Other financial assets	(2,597.70)	(9.61)
Other non-financial Assets	(4,026.24)	(2,178.71)
Trade payables and other financial and non financial liabilities	26,642.09	10,364.32
	<b>3,448.93</b>	<b>(1,684.08)</b>
<b>Net cash flow Generated from /(Used in) operating activities</b>	<b>3,466.04</b>	<b>(628.99)</b>
Direct tax refund/(paid)	(11.37)	36.65
<b>Net cash generated from /(Used in) Operating activities (A)</b>	<b>3,454.67</b>	<b>(592.34)</b>
<b>B Cash flow from investing activities</b>		
Purchase of fixed assets (including Capital work in progress)	(208.57)	(44.92)
Sale of fixed asset	19.97	10.83
Interest received	21.96	4.93
Movement in Bank deposits	(1,448.31)	(296.18)
<b>Net cash generated from /(used in) investing activities (B)</b>	<b>(1,614.95)</b>	<b>(325.34)</b>
<b>C Cash flow from financing activities</b>		
Proceed from Borrowings(net)	(2,149.68)	2,192.25
Interest and finance charges paid	(572.91)	(79.77)
<b>Net cash (used in)/generated from Financing activities (C)</b>	<b>(2,722.59)</b>	<b>2,112.48</b>
<b>Net increase/(decrease) in cash and cash equivalents (A+B+C)</b>	<b>(882.87)</b>	<b>1,194.80</b>
Opening balance of cash and cash equivalents	1,326.17	131.37
Closing balance of cash and cash equivalents	443.30	1,326.17



*[Handwritten Signature]*

*[Handwritten Initials]*

(Rupees in Lakhs)		
FOR THE YEAR ENDED	Year Ended 31-Mar-22	Year Ended 31-Mar-21
<b>COMPONENTS OF CASH AND CASH EQUIVALENTS</b>		
Cash on hand	3.76	8.58
Balance with banks	422.53	1,296.84
Cheques on hand	17.01	20.75
<b>Cash and cash equivalents at the end of the year</b>	<b>443.30</b>	<b>1,326.17</b>

(Rupees in Lakhs)		
FOR THE YEAR ENDED	Year Ended 31-Mar-22	Year Ended 31-Mar-21
Cash and cash equivalents at the end of the year as per above	443.30	1,326.17
Add: Fixed deposits with banks (lien marked)	962.28	300.04
<b>Cash and bank balance as per balance sheet (refer note 8 &amp; 9)</b>	<b>1,405.58</b>	<b>1,626.21</b>

**DISCLOSURE AS REQUIRED BY IND AS 7**

(Rupees in Lakhs)				
31-Mar-22	Opening Balance	Cash flows	Non Cash and Other Changes	Closing balance
Long term secured borrowings	17.10	50.32	-	67.42
Short term unsecured borrowings	2,251.68	(2,200.00)	(27.15)	24.53
<b>Total liabilities from financial activities</b>	<b>2,268.78</b>	<b>(2,149.68)</b>	<b>(27.15)</b>	<b>91.95</b>

(Rupees in Lakhs)				
31-Mar-21	Opening Balance	Cash flows	Non Cash and Other Changes	Closing balance
Long term secured borrowings	24.85	(7.75)	-	17.10
Short term unsecured borrowings	5.00	2,200.00	46.68	2,251.68
<b>Total liabilities from financial activities</b>	<b>29.85</b>	<b>2,192.25</b>	<b>46.68</b>	<b>2,268.78</b>

Significant accounting policies (refer note A)

The accompanying notes form an integral part of consolidated financial statements

Note:- Depreciation includes amount charged to cost of material consumed, construction & other related project cost.

As per our audit report of even date attached

For and on behalf of  
B S D & Co.

Chartered Accountants

(Regn. No. - 003125)

(M. No. - 0003125)

New Delhi

Chartered Accountants

Sujata Sharma

Partner

M.No. 087919

For and on behalf of board of directors

*Pavan Agarwal*

Pavan Agarwal

Director

DIN: 02295157

*Deepak Garg*

Deepak Garg

Director

DIN: 03568366

Place: New Delhi

Date: 26-May-2022

*Arun Kumar Gupta*

Arun Kumar Gupta

Chief Financial Officer

*Neha Bahal*

Neha Bahal

Company Secretary



**A Significant Accounting Policies :**

**1 Corporate information**

Omaxe World Street Private Limited (Formerly known as Robust Buildwell Private Limited) ("The Company") and its subsidiaries (collectively referred to as "Group") are mainly into the business of real estate. The registered office of the Company is at Sector 79 O,Omaxe City Centre Faridabad-Haryana-121004.

**2 Significant Accounting Policies :**

**(i) Basis of Preparation**

The financial statements of the Group have been prepared in accordance with the Companies (Indian Accounting Standards) Rules 2015 ('Ind AS') issued by Ministry of Corporate Affairs ('MCA'). The Group has uniformly applied the accounting policies during the period presented.

**(ii) Basis of consolidation**

The consolidated financial statements relate to Robust Buildwell Private Limited (the Company) and its subsidiary companies. The consolidated financial statements have been prepared on the following basis:

(a) The financial statements of the Company and its subsidiaries are combined on a line by line basis by adding together like items of assets,

liabilities, equity, incomes, expenses and cash flows, after fully eliminating intra-group balances and intra-group transactions.

(b) Profits or losses resulting from intra-group transactions that are recognised in assets, such as inventory and property, plant & equipment, are eliminated in full.

(c) Where the cost of the investment is higher/lower than the share of equity in the subsidiary at the time of acquisition, the resulting difference is disclosed as goodwill/capital reserve in the investment schedule. The said Goodwill is not amortised, however, it is tested for

impairment at each Balance Sheet date and the impairment loss, if any, is provided for in the consolidated statement of profit and loss.

(d) Offset (eliminate) the carrying amount of the parent's investment in each subsidiary and the parent's portion of equity of each subsidiary.

(e) The difference between the proceeds from disposal of investment in subsidiaries and the carrying amount of its assets less liabilities as on the date of disposal is recognised in the Consolidated Statement of Profit and Loss being the profit or loss on disposal of investment in subsidiary.

(f) Non Controlling Interest's share of profit / loss of consolidated subsidiaries for the year is identified and adjusted against the income of the group in order to arrive at the net income attributable to shareholders of the Company.

**(iii) Revenue Recognition**

Revenue is measured at the fair value of the consideration received or receivable for goods supplied and services rendered, net of returns and discounts to customers.

**(a) Real estate projects**

The company derives revenue from execution of real estate projects. Revenue from Real Estate project is recognised in accordance with Ind AS 115 which establishes a comprehensive framework in determining whether how much and when revenue is to be recognised.

Revenue from real estate projects are recognised upon transfer of control of promised real estate property to customer at an amount that reflects the consideration which the company expects to receive in exchange for such booking and is based on following 6 steps :

**1. Identification of contract with customers**

The company accounts for contract with a customer only when all the following criteria are met:


- Parties (i.e. the company and the customer) to the contract have approved the contract (in writing, orally or in accordance with business practices) and are committed to perform their respective obligations.
- The company can identify each customer's right regarding the goods or services to be transferred.
- The company can identify the payment terms for the goods or services to be transferred.
- The contract has commercial substance (i.e. risk, timing or amount of the company's future cash flow is expected to change as a result of the contract) and

- It is probable that the company will collect the consideration to which it will be entitled in exchange for the goods or services that will be transferred to the customer. Consideration may not be the same due to discount rate etc.

**2. Identify the separate performance obligation in the contract:-**

Performance obligation is a promise to transfer to a customer:

- Goods or services or a bundle of goods or services i.e. distinct or a series of goods or services that are substantially the same and are transferred in the same way.
- If a promise to transfer goods or services is not distinct from goods or services in a contract, then the goods or services are combined in a single performance obligation.
- The goods or services that is promised to a customer is distinct if both the following criteria are met:
  - The customer can benefit from the goods or services either on its own or together with resources that are readily available to the customer (i.e. The goods or services are capable of being distinct) and
  - The company's promise to transfer the goods or services to the customer is separately identifiable from the other promises in the contract (i.e. The goods or services are distinct within the context of the contract).



3.Satisfaction of the performance obligation:-

The company recognizes revenue when (or as) the company satisfies a performance obligation by transferring a promised goods or services to the customer.

The real estate properties are transferred when (or as) the customer obtains control of Property.

4 Determination of transaction price:-

The transaction price is the amount of consideration to which the company expects to be entitled in exchange for transferring promised goods or services to customer excluding GST.

The consideration promised in a contract with a customer may include fixed amount, variable amount or both. In determining transaction price, the company assumes that goods or services will be transferred to the customer as promised in accordance with the existing contract and the contract can't be cancelled, renewed or modified

5 Allocating the transaction price to the performance obligation:-

The allocation of the total contract price to various performance obligation are done based on their standalone selling prices, the stand alone selling price is the price at which the company would sell promised goods or services separately to the customers.

6.Recognition of revenue when (or as) the company satisfies a performance obligation:

Performance obligation is satisfied over time or at a point in time.

Performance obligation is satisfied over time if one of the criteria out of the following three is met:

- The customer simultaneously receives and consumes a benefit provided by the company's performance as the company performs.
- The company's performance creates or enhances an asset that a customer controls as asset is created or enhanced.
- The company's performance doesn't create an asset within an alternative use to the company and the company has an enforceable right to payment for performance completed to date.

Therefore the revenue recognition for a performance obligation is done over time if one of the criteria is met out of the above three else revenue recognition for a performance obligation is done at point in time.

The company disaggregate revenue from real estate projects on the basis of nature of revenue.

**(b) Project Management Fee**

Project Management fee is accounted as revenue upon satisfaction of performance obligation as per agreed terms.

**(c) Interest Income**

Interest due on delayed payments by customers is accounted on accrual basis.

**(d)Income from trading sales**

Revenue from trading activities is accounted as revenue upon satisfaction of performance obligation.

**(e) Dividend income**

Dividend income is recognized when the right to receive the payment is established.

**(iv) Borrowing Costs .**

Borrowing cost that are directly attributable to the acquisition or construction of a qualifying asset (including real estate projects) are considered as part of the cost of the asset/project. All other borrowing costs are treated as period cost and charged to the statement of profit and loss in the year in which incurred.

**(v) Property, Plant and Equipment**

**Recognition and initial measurement**

Properties plant and equipment are stated at their cost of acquisition. The cost comprises purchase price, borrowing cost if capitalization criteria are met and directly attributable cost of bringing the asset to its working condition for the intended use. Any trade discount and rebates are deducted in arriving at the purchase price. Subsequent costs are included in the asset's carrying amount or recognised as a separate asset, as appropriate, only when it is probable that future economic benefits associated with the item will flow to the Group. All other repair and maintenance costs are recognised in statement of profit or loss as incurred.

**Subsequent measurement (depreciation and useful lives)**

Depreciation on Property, Plant and Equipment is provided on written down value method based on the useful life of the asset as specified in Schedule II to the Companies Act, 2013. The management estimates the useful life of the assets as prescribed in Schedule II to the Companies Act, 2013 except in the case of steel shuttering and scaffolding, whose life is estimated as five years considering obsolescence.

**De-recognition**

An item of property, plant and equipment and any significant part initially recognised is derecognized upon disposal or when no future economic benefits are expected from its use or disposal. Any gain or loss arising on de-recognition of the asset (calculated as the difference between the net disposal proceeds and the carrying amount of the asset) is included in the income statement when the asset is derecognized.



Handwritten initials and signatures, including a large signature on the right and smaller initials 'P' and 'M' below it.

(vi) **Intangible Assets**

**Recognition and initial measurement**

Intangible assets are stated at their cost of acquisition. The cost comprises purchase price, borrowing cost if capitalization criteria are met and directly attributable cost of bringing the asset to its working condition for the intended use. Any trade discount and rebates are deducted in arriving at the purchase price.

**Subsequent measurement (amortization and useful lives)**

Intangible assets comprising of ERP & other computer software are stated at cost of acquisition less accumulated amortization and are amortised over a period of four years on straight line method.

(vii) **Goodwill on Consolidation**

Goodwill represents the cost of acquired business as established at the date of acquisition of the business in excess of the acquirer's interest in the net fair value of the identifiable assets, liabilities and contingent liabilities less accumulated impairment losses, if any. Goodwill is tested for impairment annually or when events or circumstances indicate that the implied fair value of goodwill is less than its carrying amount.

(viii) **Impairment of Non Financial Assets**

The Group assesses at each balance sheet date whether there is any indication that an asset may be impaired. If any such indication exists, the Group estimates the recoverable amount of the asset. If such recoverable amount of the asset or the recoverable amount of the cash-generating unit to which the asset belongs is less than its carrying amount, the carrying amount is reduced to its recoverable amount. The reduction is treated as an impairment loss and is recognized in the statement of profit and loss.

(ix) **Financial Instruments**

(a) **Financial assets**

**Initial recognition and measurement**

Financial assets are recognised when the Group becomes a party to the contractual provisions of the financial instrument and are measured initially at fair value adjusted for transaction costs

**Subsequent measurement**

(1) Financial instruments at amortised cost – the financial instrument is measured at the amortised cost if both the following conditions are met:

(a) The asset is held within a business model whose objective is to hold assets for collecting contractual cash flows, and

(b) Contractual terms of the asset give rise on specified dates to cash flows that are solely payments of principal and interest (SPPI) on the principal amount outstanding.

After initial measurement, such financial assets are subsequently measured at amortised cost using the effective interest rate (EIR) method. All other debt instruments are measured at Fair Value through other comprehensive income or Fair value through profit and loss based on Group's business model.

**De-recognition of financial assets**

A financial asset is primarily de-recognised when the rights to receive cash flows from the asset have expired or the Group has transferred its rights to receive cash flows from the asset.

(b) **Financial liabilities**

**Initial recognition and measurement**

All financial liabilities are recognised initially at fair value and transaction cost that are attributable to the acquisition of the financial liabilities are also adjusted. These liabilities are classified as amortised cost.

**Subsequent measurement**

Subsequent to initial recognition, these liabilities are measured at amortised cost using the effective interest method. These liabilities include borrowings and deposits.

**De-recognition of financial liabilities**

A financial liability is de-recognised when the obligation under the liability is discharged or cancelled or expired. When an existing financial liability is replaced by another from the same lender on substantially different terms, or on the terms of an existing liability are substantially modified, such an exchange or modification is treated as the de-recognition of the original liability and the recognition of a new liability. The difference in the respective carrying amounts is recognised in the statement of profit or loss.


(c) **Financial guarantee contracts**

Financial guarantee contracts are those contracts that require a payment to be made to reimburse the holder for a loss it incurs because the specified party fails to make a payment when due in accordance with the terms of a debt instrument. Financial guarantee contracts are recognised initially as a liability at fair value, adjusted for transaction costs that are directly attributable to the issuance of the guarantee. Subsequently, the liability is measured at the higher of the amount of expected loss allowance determined as per impairment requirements of Ind-AS 109 and the amount recognised less cumulative amortization.

(d) **Impairment of financial assets**

The Group assesses on a forward looking basis the expected credit losses associated with its assets carried at amortised cost and FVOCI debt instruments. The impairment methodology applied depends on whether there has been a significant increase in credit risk. Note 41 details how the Group determines whether there has been a significant increase in credit risk.

For trade receivables only, the Group applies the simplified approach permitted by Ind AS 109 Financial Instruments, which requires expected lifetime losses to be recognised from initial recognition of the receivables.



(e) **Offsetting of financial instruments**

Financial assets and financial liabilities are offset and the net amount is reported in the balance sheet if there is a currently enforceable legal right to offset the recognised amounts and there is an intention to settle on a net basis, to realize the assets and settle the liabilities simultaneously.

(x) **Fair value measurement**

Fair value is the price that would be received to sell an asset or paid to transfer a liability in an orderly transaction between market participants at the measurement date. The fair value measurement is based on the presumption that the transaction to sell the asset or transfer the liability takes place either:

- In the principal market for the asset or liability, or
- In the absence of a principal market, in the most advantageous market for the asset or liability.

The fair value of an asset or a liability is measured using the assumptions that market participants would use when pricing the asset or liability, assuming that market participants act in their economic best interest.

A fair value measurement of a non-financial asset takes into account a market participant's ability to generate economic benefits by using the asset in its highest and best use or by selling it to another market participant that would use the asset in its highest and best use.

The company uses valuation techniques that are appropriate in the circumstances and for which sufficient data are available to measure fair value, maximizing the use of relevant observable inputs:

- Level 1- Quoted (unadjusted) market prices in active markets for identical assets or liabilities
- Level 2- Valuation techniques for which the lowest level input that is significant to the fair value measurement is directly or indirectly observable

- Level 3- Valuation techniques for which the lowest level input that is significant to the fair value measurement is unobservable

For assets and liabilities that are recognized in the financial statements on a recurring basis, the Company determines whether transfer have occurred between levels in the hierarchy by re-assessing categorization (based on the lowest level input that is significant to the fair value measurement as a whole) at the end of each reporting period.

For the purpose of fair value disclosure, the Company has determined classes of assets and liabilities on the basis of nature, characteristics and risks of the asset or liability and the level of the fair value hierarchy as explained above.

(xi) **Inventories and Projects in progress**

(a) **Inventories**

(i) Building material and consumable stores are valued at lower of cost and net realisable value. Cost is determined on the basis of the 'First in First out' method.

(ii) Land is valued at lower of cost and net realisable value. Cost is determined on average method. Cost includes cost of acquisition and all related costs.

(iii) Construction work in progress is valued at lower of cost and net realisable value. Cost includes cost of materials, services and other related overheads related to project under-construction.

(b) **Projects in progress**

Projects in progress are valued at lower of cost and net realisable value. Cost includes cost of land, development rights, materials, construction, services, borrowing costs and other overheads relating to projects.

(xii) **Foreign currency translation**

(a) **Functional and presentation currency**

The financial statements are presented in currency INR, which is also the functional currency of the Group.

(b) **Foreign currency transactions and balances**

i. Foreign currency transactions are recorded at exchange rates prevailing on the date of respective transactions.

ii. Financial assets and financial liabilities in foreign currencies existing at balance sheet date are translated at year-end rates.

iii. Foreign currency translation differences related to acquisition of imported fixed assets are adjusted in the carrying amount of the related fixed assets. All other foreign currency gains and losses are recognized in the statement of profit and loss.

(xiii) **Retirement benefits**

i. Contributions payable by the Group to the concerned government authorities in respect of provident fund, family pension fund and employee state insurance are charged to the statement of profit and loss.

ii. The Group is having Group Gratuity Scheme with Life Insurance Corporation of India. Provision for gratuity is made based on actuarial valuation in accordance with Ind AS-19.

iii. Provision for leave encashment in respect of unavailed leave standing to the credit of employees is made on actuarial basis in accordance with Ind AS-19.

iv. Actuarial gains/losses resulting from re-measurements of the liability/asset are included in other comprehensive income.

(xiv) **Provisions, contingent assets and contingent liabilities**

A provision is recognized when:

- the Group has a present obligation as a result of a past event;
- it is probable that an outflow of resources embodying economic benefits will be required to settle the obligation; and
- a reliable estimate can be made of the amount of the obligation.

A disclosure for a contingent liability is made when there is a possible obligation or a present obligation that may, but probably will not, require an outflow of resources. Where there is a possible obligation or a present obligation that the likelihood of outflow of resources is remote, no provision or disclosure is made.



P  
a  
W

(xv) **Earnings per share**

Basic earnings per share are calculated by dividing the Net Profit for the year attributable to equity shareholders by the weighted average number of equity shares outstanding during the year.

For the purpose of calculating diluted earnings per share, the Net Profit for the year attributable to equity shareholders and the weighted average number of shares outstanding during the year are adjusted for the effects of all dilutive potential equity share.

(xvi) **Lease**

In accordance with INDAS 116, the company recognises right of use assets representing its right to use the underlying asset for the lease term at the lease commencement date. The cost of right of use asset measured at inception shall comprise of the amount of the initial measurement of the lease liability adjusted for any lease payments made at or before commencement date less any lease incentive received plus any initial direct cost incurred and an estimate of cost to be incurred by lessee in dismantling and removing underlying asset or restoring the underlying asset or site on which it is located. The right of use asset is subsequently measured at cost less accumulated depreciation, accumulated impairment losses, if any, and adjusted for any re-measurement of lease liability. The right of use assets is depreciated using the Straight Line Method from the commencement date over the charter of lease term or useful life of right of use asset. The estimated useful life of right of use assets are determined on the same basis as those of Property, Plant and Equipment. Right of use asset are tested for impairment whenever there is any indication that their carrying amounts may not be recoverable. Impairment loss, if any, is recognised in Statement of Profit and Loss.

The company measures the lease liability at the present value of the lease payments that are not paid at the commencement date of lease. The lease payments are discounted using the interest rate implicit in the lease, if that rate can be readily determined. If that rate cannot be readily determined, the company uses incremental borrowing rate.

The lease liability is subsequently re-measured by increasing the carrying amount to reflect interest on lease liability, reducing the carrying amount to reflect the lease payments made and re-measuring the carrying amount to reflect any reassessment or lease modification or to reflect revised-in-substance fixed lease payments. The company recognises amount of re-measurement of lease liability due to modification as an adjustment to write off use asset and statement of profit and loss depending upon the nature of modification. Where the carrying amount of right of use assets is reduced to zero and there is further reduction in measurement of lease liability, the company recognises any remaining amount of the re-measurement in Statement of Profit and Loss.

The company has elected not to apply the requirements of INDAS 116 to short term leases of all assets that have a lease term of 12 months or less unless renewable on long term basis and leases for which the underlying asset is of low value. The lease payments associated with these leases are recognised as an expense over lease term.

(xvii) **Income Taxes**

i. Provision for current tax is made based on the tax payable under the Income Tax Act, 1961. Current income tax relating to items recognised outside profit and loss is recognised outside profit and loss (either in other comprehensive income or in equity)

ii. Deferred tax is recognised on temporary differences between the carrying amounts of assets and liabilities in the financial statements and the corresponding tax bases used in the computation of taxable profit.

Deferred tax liabilities and assets are measured at the tax rates that are expected to apply in the period in which the liability is settled or the asset realised, based on tax rates (and tax laws) that have been enacted or substantively enacted by the end of the reporting period. The carrying amount of Deferred tax liabilities and assets are reviewed at the end of each reporting period.

(xviii) **Cash and Cash Equivalents**

Cash and Cash equivalents in the balance sheet comprises cash at bank and cash on hand, demand deposits and short term deposits which are subject to an insignificant change in value.

The amendment to Ind AS-7 requires entities to provide disclosure of change in the liabilities arising from financing activities, including both changes arising from cash flows and non cash changes (such as foreign exchange gain or loss). The Company has provided information for both current and comparative period in cash flow statement.

(xix) **Significant management judgement in applying accounting policies and estimation of uncertainty**

**Significant management judgements**

When preparing the financial statements, management undertakes a number of judgements, estimates and assumptions about the recognition and measurement of assets, liabilities, income and expenses.

**Estimation of uncertainty related to Global Health Pandemic from COVID-19**

The Company has assessed the possible effects that may result from the pandemic relating to COVID-19 on the carrying amounts of Receivables, Inventories, Investments and other assets & liabilities. In Considering the assessment, the company has considered internal information and is highly dependent on estimates and circumstances as they evolve.

**(a) Recognition of deferred tax assets**

The extent to which deferred tax assets can be recognized is based on an assessment of the probability of the Group's future taxable income against which the deferred tax assets can be utilized.

**Estimation of uncertainty**

**(a) Recoverability of advances/receivables**

At each balance sheet date, based on historical default rates observed over expected life, the management assesses the expected credit loss on outstanding receivables and advances.

**(b) Defined benefit obligation (DBO)**

Management's estimate of the DBO is based on a number of critical underlying assumptions such as standard rates of inflation, medical cost trends, mortality, discount rate and anticipation of future salary increases. Variation in these assumptions may significantly impact the DBO amount and the annual defined benefit expenses.

**(c) Provisions**

At each balance sheet date basis the management judgment, changes in facts and legal aspects, the Group assesses the requirement of provisions against the outstanding warranties and guarantees. However the actual future outcome may be different from this judgement.



Handwritten signatures and initials at the bottom of the page.

**(d) Inventories**

Inventory is stated at the lower of cost and net realisable value (NRV).

NRV for completed inventory is assessed including but not limited to market conditions and prices existing at the reporting date and is

determined by the Company based on net amount that it expects to realise from the sale of inventory in the ordinary course of business.

NRV in respect of inventories under construction is assessed with reference to market prices (by referring to expected or recent selling price) at the reporting date less estimated costs to complete the construction, and estimated cost necessary to make the sale. The costs to complete the construction are estimated by management

**(e) Lease**

The Company evaluates if an arrangement qualifies to be a lease as per the requirements of INDAS 116. Identification of a lease requires significant judgement. The company uses significant judgement in assessing the lease term (including anticipated renewals) and the applicable discount rate.

The company determines the lease term as the non-cancellable period of lease, together with both periods covered by an option to extend the lease if the company is reasonably certain to exercise that option and periods covered by an option to terminate the lease if the company is reasonably certain not to exercise that option. In exercise whether the company is reasonably certain to exercise an option to extend a lease or to exercise an option to terminate the lease, it considers all relevant facts and circumstances that create an economic incentive for the company to exercise the option to extend the lease or to exercise the option to terminate the lease. The company revises lease term, if there is change in non-cancellable period of lease. The discount rate used is generally based on incremental borrowing rate.

**(f) Fair value measurements**

Management applies valuation techniques to determine the fair value of financial instruments (where active market quotes are not available) and non-financial assets. This involves developing estimates and assumptions consistent with how market participants would price the instrument / assets. Management bases its assumptions on observable data as far as possible but this may not always be available. In that case Management uses the best relevant information available. Estimated fair values may vary from the actual prices that would be achieved in an arm's length transaction at the reporting date.

**(g) Impairment of Goodwill**

Goodwill is tested for impairment on annual basis and whenever there is an indication that the recoverable amount of a cash generating unit (CGU) is less than the carrying amount, the impairment loss is accounted. For impairment loss, goodwill is allocated to CGU which benefit from the synergies of the acquisition and which represent the lowest level at which goodwill is monitored for internal management purpose. The recoverable amount of CGU is determined based on higher of value in use and fair value less cost to sell and value in use is present value of future cash flows expected to be derived from CGU.

**(h) Classification of assets and liabilities into current and non-current**

The Management classifies assets and liabilities into current and non-current categories based on its operating cycle.



Note 1 : PROPERTY, PLANT AND EQUIPMENT

(Rupees in Lakhs)

Particulars	Plant and Machinery	Office Equipments	Furniture and Fixtures	Vehicle*	Computer and Printers	Total
<b>Gross carrying amount</b>						
Balance as at 1 April 2020	60.80	4.69	20.24	99.08	0.05	184.86
Additions	12.01	27.87	2.75	-	1.78	44.41
Disposals	(14.33)	-	(1.87)	-	-	(16.20)
<b>Balance as at 31 March 2021</b>	<b>58.48</b>	<b>32.56</b>	<b>21.12</b>	<b>99.08</b>	<b>1.83</b>	<b>213.07</b>
Balance as at 1 April 2021	58.48	32.56	21.12	99.08	1.83	213.07
Additions	38.05	6.68	3.52	134.85	25.47	208.57
Disposals	(7.51)	(3.45)	-	(52.09)	-	(63.05)
<b>Balance as at 31 March 2022</b>	<b>89.02</b>	<b>35.79</b>	<b>24.64</b>	<b>181.84</b>	<b>27.30</b>	<b>358.59</b>
<b>Accumulated depreciation</b>						
Balance as at 1 April 2020	24.08	2.32	13.50	66.85	0.03	106.78
Depreciation charge during the year	7.02	6.01	2.02	8.64	0.33	24.02
Disposals	(4.93)	-	(1.25)	-	-	(6.18)
<b>Balance as at 31 March 2021</b>	<b>26.17</b>	<b>8.33</b>	<b>14.27</b>	<b>75.49</b>	<b>0.36</b>	<b>124.62</b>
Balance as at 1 April 2021	26.17	8.33	14.27	75.49	0.36	124.62
Depreciation charge during the year	6.85	12.02	2.77	15.33	5.66	42.63
Disposals	(0.90)	(0.63)	-	(46.55)	-	(48.08)
<b>Balance as at 31 March 2022</b>	<b>32.12</b>	<b>19.72</b>	<b>17.04</b>	<b>44.27</b>	<b>6.02</b>	<b>119.17</b>
<b>Net carrying amount as at 31 March 2022</b>	<b>56.90</b>	<b>16.07</b>	<b>7.60</b>	<b>137.57</b>	<b>21.28</b>	<b>239.42</b>
<b>Net carrying amount as at 31 March 2021</b>	<b>32.31</b>	<b>24.23</b>	<b>6.85</b>	<b>23.59</b>	<b>1.47</b>	<b>88.45</b>

\*Vehicles are hypothecated against the vehicle loan(refer note: 13.1)

Note:

(Rupees in Lakhs)

Particulars	Year ended 31 March 2022	Year ended 31 March 2021
Depreciation has been charged to		
- Cost of material consumed, construction & other related project cost (refer note 25)	6.85	7.02
- Statement of profit & loss(refer note 29)	35.78	17.00
<b>Total</b>	<b>42.63</b>	<b>24.02</b>

Note 2 : OTHER INTANGIBLE ASSETS

(Rupees in Lakhs)

Particulars	Total
<b>Gross carrying amount</b>	
Balance as at 1 April 2020	0.41
Additions	0.51
Disposals	-
<b>Balance as at 31 March 2021</b>	<b>0.92</b>
Balance as at 1 April 2021	0.92
Additions	-
Disposals	-
<b>Balance as at 31 March 2022</b>	<b>0.92</b>
<b>Accumulated depreciation</b>	
Balance as at 1 April 2020	0.33
Depreciation charge during the year	0.08
Disposals	-
<b>Balance as at 31 March 2021</b>	<b>0.41</b>
Balance as at 1 April 2021	0.41
Depreciation charge during the year	0.13
Disposals	-
<b>Balance as at 31 March 2022</b>	<b>0.54</b>
<b>Net carrying amount as at 31 March 2022</b>	<b>0.38</b>
<b>Net carrying amount as at 31 March 2021</b>	<b>0.51</b>

Note:2.1


(Rupees in Lakhs)

Particulars	Year ended 31 March 2022	Year ended 31 March 2021
Depreciation has been charged to		
- Statement of profit & loss(refer note 29)	0.13	0.08
<b>Total</b>	<b>0.13</b>	<b>0.08</b>

Note:2.2 -The estimated amortization for years subsequent to 31st March, 2022 are as under:

(Rupees in Lakhs)

Year Ending	Amortization Expenses
31-Mar-23	0.13
31-Mar-24	0.13
31-Mar-25	0.12
<b>Total</b>	<b>0.38</b>



Handwritten signatures and initials are present at the bottom of the page.

**Note 2A : GOODWILL ON CONSOLIDATION**

Goodwill consist of the followings

Particulars	(Rupees in Lakhs)	
	As at 31 March 2022	As at 31 March 2021
Balance at the beginning of the year	0.80	0.80
Additional amount recognised from acquisition/(deletion) during the year	-	-
<b>Total</b>	<b>0.80</b>	<b>0.80</b>

The group tests goodwill annually for impairment. Goodwill of Rs.0.80 in lakhs (PY Rs. 0.80 in lakhs) have been allocated to the respective business/projects from where goodwill is generated. The estimated value in use is based on future cash flows and annual growth rate. Based on reasonable assumption, the group did not identify any probable scenario in which the recoverable amount of cash generating unit would decrease below its carrying value, hence no impairment is required in the carrying value of goodwill.

**Note 3 : NON CURRENT OTHER FINANCIAL ASSETS**

Particulars	(Rupees in Lakhs)	
	As at 31 March 2022	As at 31 March 2021
<b>Security Deposits</b>		
Considered good	35.57	35.03
Bank deposits With maturity of more than 12 months held as margin money	838.75	52.68
Interest accrued on deposits	20.48	3.27
<b>Total</b>	<b>894.80</b>	<b>90.98</b>

**Note - 4 : DEFERRED TAX ASSETS - (NET)**

The movement on the deferred tax account is as follows:

Particulars	(Rupees in Lakhs)	
	As at 31 March 2022	As at 31 March 2021
At the beginning of the year	409.18	502.50
Credit/ (Charge) to statement of profit and loss (refer note 31)	94.94	(82.53)
Credit/ (Charge) to Other Comprehensive income	18.28	(0.11)
Movement in Mat Credit	-	(10.68)
<b>At the end of the year</b>	<b>522.40</b>	<b>409.18</b>

**Component of deferred tax assets/ (liabilities) :**

Particulars	(Rupees in Lakhs)	
	As at 31 March 2022	As at 31 March 2021
<b>Deferred Tax Asset</b>		
Expenses Allowed On Payment Basis	50.46	20.48
Difference between book and tax base of fixed assets	12.64	13.40
Unabsorbed business losses	449.86	367.54
Minimum alternative tax	0.02	0.02
Others	9.42	7.74
<b>Total</b>	<b>522.40</b>	<b>409.18</b>

**Note 5 : OTHER NON CURRENT ASSETS**

Particulars	(Rupees in Lakhs)	
	As at 31 March 2022	As at 31 March 2021
Prepaid Expenses	63.86	25.95
<b>Total</b>	<b>63.86</b>	<b>25.95</b>

**Note 6: INVENTORIES**

Particulars	(Rupees in Lakhs)	
	As at 31 March 2022	As at 31 March 2021
Building Material and Consumables	181.24	587.70
Land	16,170.26	9,931.32
Project In Progress	49,320.20	38,675.29
<b>Total</b>	<b>65,671.70</b>	<b>49,194.31</b>

**Note 7 : TRADE RECEIVABLES**

Particulars	(Rupees in Lakhs)	
	As at 31 March 2022	As at 31 March 2021
(Unsecured, Considered good unless otherwise stated)		
Considered Good	730.96	639.14
<b>Total</b>	<b>730.96</b>	<b>639.14</b>



P  
Q

M

*[Handwritten signature]*



Note- 7.1 Ageing of Trade Receivable as at 31st March, 2022 is as follows:


(Rupees in Lakhs)

Particular	Outstanding for the following periods from the due date of payment						Total
	Not Due	Less than 6 months	6 months - 1 year	1-2 years	2-3 years	More than 3 years	
Undisputed Trade receivable- Considered Good	714.43	12.88	0.32	0.16	0.52	2.65	730.96
Undisputed Trade Receivables- which have significant increase in credit risk	-	-	-	-	-	-	-
Undisputed Trade Receivables- credit impaired	-	-	-	-	-	-	-
Disputed Trade Receivables- considered good	-	-	-	-	-	-	-
Disputed Trade Receivables- which have significant increase in credit risk	-	-	-	-	-	-	-
Disputed Trade Receivables- credit impaired	-	-	-	-	-	-	-
<b>Total</b>	<b>714.43</b>	<b>12.88</b>	<b>0.32</b>	<b>0.16</b>	<b>0.52</b>	<b>2.65</b>	<b>730.96</b>

Ageing of Trade Receivable as at 31st March, 2021 is as follows:

(Rupees in Lakhs)

Particular	Outstanding for the following periods from the due date of payment						Total
	Not Due	Less than 6 months	6 months - 1 year	1-2 years	2-3 years	More than 3 years	
Undisputed Trade receivable- Considered Good	619.54	14.67	1.46	1.59	0.13	1.75	639.14
Undisputed Trade Receivables- which have significant increase in credit risk	-	-	-	-	-	-	-
Undisputed Trade Receivables- credit impaired	-	-	-	-	-	-	-
Disputed Trade Receivables- considered good	-	-	-	-	-	-	-
Disputed Trade Receivables- which have significant increase in credit risk	-	-	-	-	-	-	-
Disputed Trade Receivables- credit impaired	-	-	-	-	-	-	-
<b>Total</b>	<b>619.54</b>	<b>14.67</b>	<b>1.46</b>	<b>1.59</b>	<b>0.13</b>	<b>1.75</b>	<b>639.14</b>



Note 8 : CASH AND CASH EQUIVALENTS

Particulars	(Rupees in Lakhs)	
	As at 31 March 2022	As at 31 March 2021
Balances With Banks:-		
In Current Accounts	422.53	1,296.84
Cheques, Drafts On Hand	17.01	20.75
Cash On Hand	3.76	8.58
<b>Total</b>	<b>443.30</b>	<b>1,326.17</b>

Note 9 : OTHER BANK BALANCES

Particulars	(Rupees in Lakhs)	
	As at 31 March 2022	As at 31 March 2021
Held As Margin Money	962.28	300.04
<b>Total</b>	<b>962.28</b>	<b>300.04</b>

Note 10 : OTHER FINANCIAL ASSETS-CURRENT

Particulars	(Rupees in Lakhs)	
	As at 31 March 2022	As at 31 March 2021
Security Deposits considered good	2.25	-
Interest accrued on deposits & others	26.03	2.31
Advances Recoverable In Cash (Unsecured considered good unless otherwise stated)		
-Holding Company/Fellow Subsidiary companies	13,287.79	10,489.97
-Related Party	1,049.40	1,349.40
-Others	248.40	151.29
<b>Total</b>	<b>14,613.87</b>	<b>11,992.97</b>

Note - 10.1

Particulars in respect of advance recoverable in cash from Related Parties:

Name of Company	Nature of Relation	(Rupees in Lakhs)	
		As at 31 March 2022	As at 31 March 2021
Omaxe Gary Buildtech Private Limited	Fellow Subsidiary company	6,759.75	6,919.50
Omaxe New Chandigarh Developers Private Limited	Fellow Subsidiary company	0.47	2.02
Omaxe India Trade Center Private Limited	Fellow Subsidiary company	3.99	-
Omaxe Limited	Holding Company	6,523.58	3,568.45
DVM Realtors Private Limited	Entities over which key managerial personnel and their relatives exercise significant control	1,049.40	1,349.40
<b>Total</b>		<b>14,337.19</b>	<b>11,839.37</b>

Note - 10.2

Loans and advances to specified person

Type of Borrower	As at 31st March 2022		As at 31st March 2021	
	Amount of advances in the nature of loan outstanding (Rupees in Lakhs)	Percentage to the total Loans and Advances in the nature of loans	Amount of advances in the nature of loan outstanding (Rupees in Lakhs)	Percentage to the total Loans and Advances in the nature of loans
Related Parties	14,337.19	98.11%	11,839.37	98.72%



Handwritten signatures and initials, including a large signature on the right and initials 'B' and 'm' on the left.

**Note 11 : OTHER CURRENT ASSETS**


Particulars	(Rupees in Lakhs)	
	As at 31 March 2022	As at 31 March 2021
(Unsecured considered good unless otherwise stated)		
<b>Advance against goods, services and others</b>		
- Fellow Subsidiary Companies	46.10	5.35
- Others	7,083.24	3,680.26
	<b>7,129.34</b>	<b>3,685.61</b>
Balance With Government / Statutory Authorities	1,252.94	726.34
Prepaid Expenses	54.82	37.09
<b>Total</b>	<b>8,437.10</b>	<b>4,449.04</b>

**Note - 11.1**

**Particulars in respect of advances to Fellow Subsidiary Companies/related Parties :**

(Rupees in Lakhs)

Name of Company	Nature of Relation	(Rupees in Lakhs)	
		As at 31 March 2022	As at 31 March 2021
PP Devcon Private Limited	Fellow Subsidiary company	46.10	5.35
<b>Total</b>		<b>46.10</b>	<b>5.35</b>



*[Handwritten signature]*  
*[Handwritten initials]*  
*[Handwritten initials]*

Note 12 : EQUITY SHARE CAPITAL

(Rupees in Lakhs)

Particulars	As at	
	March 31, 2022	March 31, 2021
<b>Authorised</b>		
38,000,000 (38,000,000) Equity Shares of Rs.10 Each	3,800.00	3,800.00
	<b>3,800.00</b>	<b>3,800.00</b>
<b>Issued, Subscribed &amp; Paid Up</b>		
38,000,000 (38,000,000) Equity Shares of Rs.10 Each fully Paid up	3,800.00	3,800.00
<b>Total</b>	<b>3,800.00</b>	<b>3,800.00</b>

(figures in bracket represent those of previous year)

Note - 12.1

Reconciliation of the shares outstanding at the beginning and at the end of the year

Particulars	As at		As at	
	March 31, 2022		March 31, 2021	
	Numbers	Rupees in Lakhs	Numbers	Rupees in Lakhs
<b>Equity Shares of Rs. 10 each fully paid up</b>				
Shares outstanding at the beginning of the year	3,80,00,000	3,800.00	3,80,00,000	3,800.00
Shares Issued during the year	-	-	-	-
Shares bought back during the year	-	-	-	-
Shares outstanding at the end of the year	<b>3,80,00,000</b>	<b>3,800.00</b>	<b>3,80,00,000</b>	<b>3,800.00</b>

Note - 12.2

Terms/rights attached to shares

Equity

The company has only one class of equity shares having a par value of Rs 10/-per share. Each holder of equity shares is entitled to one vote per share.If new equity shares, issued by the company shall be ranked pari-passu with the existing equity shares. The company declares and pays dividend in Indian rupees. The dividend proposed if any by the Board of Directors is subject to the approval of the shareholders in the ensuing Annual General Meeting. In the event of liquidation of the company, the holders of equity shares will be entitled to receive remaining assets of the company, after distribution of all preferential amounts, if any in proportion to the number of equity shares held by the share holders.

Note - 12.3

Shares held by holding company and subsidiaries of holding Company in aggregate

Name of Shareholder	As at		As at	
	March 31, 2022		March 31, 2021	
	Number of Shares held	Rupees in Lakhs	Number of Shares held	Rupees in Lakhs
<b>Equity Shares</b>				
Omaxe Limited	2,85,00,000	2,850.00	2,85,00,000	2,850.00

Note - 12.4


Detail of shareholders holding more than 5% shares in equity capital of the Company

Equity Shares

Name of Shareholder	As at		As at	
	March 31, 2022		March 31, 2021	
	Number of Shares held	% of Holding	Number of Shares held	% of Holding
Omaxe Limited	2,85,00,000	75.00	2,85,00,000	75.00
Parmod Kumar	95,00,000	25.00	95,00,000	25.00

Note - 12.5

The company has not allotted any fully paid up shares pursuant to contract(s) without payment being received in cash.The company has neither allotted any fully paid up shares by way of bonus shares nor has bought back any class of share since date of its incorporation.



Handwritten signatures and initials, including a large signature and the letters 'P', 'm', and 'a'.

Note - 12.6

Disclosure of shareholding of promoters as at March 31,2022 is as follows

Shares held by promoters					
Name of Promoter	As at March 31, 2022		As at March 31, 2021		% change during the year
	Number of shares held	% of Holding	Number of shares held	% of Holding	
Omaxe Limited	2,85,00,000	75.00	2,85,00,000	75.00	-
Parmod Kumar	95,00,000	25.00	95,00,000	25.00	-
Total	3,80,00,000	100.00	3,80,00,000	100.00	-

Disclosure of shareholding of promoters as at March 31,2021 is as follows

Shares held by promoters					
Name of Promoter	As at March 31, 2021		As at March 31, 2020		% change during the year
	Number of shares held	% of Holding	Number of shares held	% of Holding	
Omaxe Limited	2,85,00,000	75.00	2,85,00,000	75.00	-
Parmod Kumar	95,00,000	25.00	95,00,000	25.00	-
Total	3,80,00,000	100.00	3,80,00,000	100.00	-



*[Handwritten signature]*

*[Handwritten mark]*

*[Handwritten mark]*

Note 13 : BORROWINGS-NON CURRENT

Particulars	(Rupees in Lakhs)	
	As at 31 March 2022	As at 31 March 2021
Secured Term Loans		
Vehicle Loans	49.75	10.45
<b>Total</b>	<b>49.75</b>	<b>10.45</b>

Note - 13.1

Nature of security of long term borrowings are as under:

Particulars	Amount Outstanding		Current Maturities	
	As at 31 March 2022	As at 31 March 2021	As at 31 March 2022	As at 31 March 2021
	Secured			
Vehicle loan are secured by hypothecation of the vehicles purchased there against	67.42	17.10	17.67	6.65
<b>Total</b>	<b>67.42</b>	<b>17.10</b>	<b>17.67</b>	<b>6.65</b>

13.2 The year wise repayment schedule of long term borrowings :

Particulars	(Rupees in Lakhs)				
	outstanding as at 31.03.2022	Year wise repayment schedule			
		with in 1 year	1-2 year	2-3 year	more than 3 year
Secured					
Term loans					
Vehicle Loan	67.42	17.67	14.01	12.15	23.59
<b>Total Long Term Borrowings</b>	<b>67.42</b>	<b>17.67</b>	<b>14.01</b>	<b>12.15</b>	<b>23.59</b>

13.3 There is no default as on the balance sheet date in repayment of borrowing and interest



*(Handwritten initials)*

Note 14 : NON CURRENT TRADE PAYABLES

Particulars	(Rupees in Lakhs)	
	As at 31 March 2022	As at 31 March 2021
Total outstanding dues of micro enterprises and small enterprises :	-	-
Total (A)	-	-
Total outstanding dues of creditor other than micro enterprises and small enterprises		
Deferred Payment Liabilities		
- In respect of development & other charges to be paid on deferred credit terms to authorities	2,528.15	-
Total(B)	2,528.15	-
Total(A+B)	2,528.15	-

Note 14.1

The non current trade payables are payable after 31st March 2023, hence not due for payment as at 31st March 2022, therefore ageing of non-current trade payables has not been given.

Note 15 : NON CURRENT OTHER FINANCIAL LIABILITIES

Particulars	(Rupees in Lakhs)	
	As at 31 March 2022	As at 31 March 2021
Security deposits received	146.85	130.60
Rebates Payable To Customers	57.05	61.00
Total	203.90	191.60

Note - 16 : OTHER NON CURRENT LIABILITIES

Particulars	(Rupees in Lakhs)	
	As at 31 March 2022	As at 31 March 2021
Deferred Income	17.81	18.76
Total	17.81	18.76

Note 17 : PROVISIONS-NON CURRENT

Particulars	(Rupees in Lakhs)	
	As at 31 March 2022	As at 31 March 2021
Leave Encashment	40.44	16.11
Gratuity	152.30	56.78
Total	192.74	72.89



Handwritten initials and signatures are present in the bottom right area of the page, including a large signature and several smaller initials.

**Note 18 : BORROWINGS-CURRENT**

Particulars	(Rupees in Lakhs)	
	As at 31 March 2022	As at 31 March 2021
<b>Unsecured</b>		
Loan from director (repayable on demand)	5.00	5.00
Intercompany Loan	-	2,200.00
Interest accrued and due on borrowings	19.53	46.68
Current maturities of Long term Borrowings	17.67	6.65
<b>Total</b>	<b>42.20</b>	<b>2,258.33</b>

**Note 19 : CURRENT TRADE PAYABLES**

Particulars	(Rupees in Lakhs)	
	As at 31 March 2022	As at 31 March 2021
<b>Total outstanding dues of micro enterprises and small enterprises :</b>	130.58	435.03
<b>Total (A)</b>	<b>130.58</b>	<b>435.03</b>
<b>Total outstanding dues of creditor other than micro enterprises and small enterprises</b>		
<b>Deferred Payment Liabilities</b>		
- In respect of development & other charges to be paid on deferred credit terms to authorities	5,465.22	3,945.20
<b>Other Trade Payables</b>		
-Fellow Subsidiary Companies	2.82	-
- Others	3,258.07	2,173.08
<b>Total(B)</b>	<b>8,726.11</b>	<b>6,118.28</b>
<b>Total(A+B)</b>	<b>8,856.69</b>	<b>6,553.31</b>

**Note - 19.1**

\* The information as required to be disclosed under The Micro, Small and Medium Enterprises Development Act, 2006 ("the Act") has been determined to the extent such parties have been identified by the company, on the basis of information and records available.

Particulars	(Rupees in Lakhs)	
	As at 31 March 2022	As at 31 March 2021
Principal amount due to suppliers under MSMED Act, 2006	130.58	435.03
Interest accrued and due to supplier under MSMED Act, 2006 on above amount	1.47	5.48
Payment made to suppliers (other than interest) beyond appointed day during the year	653.54	591.01
Interest paid to suppliers under MSMED Act, 2006	-	-
Interest due and payable on payment made to suppliers beyond appointed date during the year	12.03	97.02
Interest accrued and remaining unpaid at the end of the accounting year	110.29	150.36
Interest charged to statement of profit and loss account during the year for the purpose of disallowance under section 23 of MSMED Act, 2006	(40.08)	91.80



1

De

W

*[Handwritten signature]*



Note-19.2 Ageing of Trade Payables Outstanding as at 31st March 2022 is as follow :


(Rupees in Lakhs)

Particulars	Outstanding for following periods from due date of payments					Total
	Not Due	Less than 1 year	1-2 years	2-3 years	More than 3 years	
MSME	114.97	15.17	0.37	0.07	-	130.58
Others	3,474.57	1,237.37	390.11	1,468.95	2,155.11	8,726.11
Disputed dues- MSME	-	-	-	-	-	-
Disputed dues- Others	-	-	-	-	-	-
<b>Total</b>	<b>3,589.54</b>	<b>1,252.54</b>	<b>390.48</b>	<b>1,469.02</b>	<b>2,155.11</b>	<b>8,856.69</b>

Ageing of Trade Payables Outstanding as at 31st March 2021 is as follow :

(Rupees in Lakhs)

Particulars	Outstanding for following periods from due date of payments					Total
	Not Due	Less than 1 year	1-2 years	2-3 years	More than 3 years	
MSME	405.54	24.06	0.38	-	5.05	435.03
Others	226.92	2,253.46	1,475.68	1,484.04	678.18	6,118.28
Disputed dues- MSME	-	-	-	-	-	-
Disputed dues- Others	-	-	-	-	-	-
<b>Total</b>	<b>632.46</b>	<b>2,277.52</b>	<b>1,476.06</b>	<b>1,484.04</b>	<b>683.23</b>	<b>6,553.31</b>



*Handwritten mark*

*Handwritten mark*

*Handwritten signature*

**Note 20 : CURRENT OTHER FINANCIAL LIABILITIES**

Particulars	(Rupees in Lakhs)	
	As at 31 March 2022	As at 31 March 2021
Interest Accrued But Not Due On Borrowings	0.41	0.12
Rebate payables	753.70	1,025.06
Employees Payable	96.33	75.00
Interest On Trade Payables	2,106.79	1,576.21
Advance from Subsidiary of Fellow Subsidiary Company	-	0.12
Others	883.67	1,095.11
<b>Total</b>	<b>3,840.90</b>	<b>3,771.62</b>

**Note 21 : OTHER CURRENT LIABILITIES**

Particulars	(Rupees in Lakhs)	
	As at 31 March 2022	As at 31 March 2021
Statutory Dues Payable	134.37	118.18
Deferred income	0.94	0.94
Advance from customers and others		
From Related Parties	227.27	2.12
From Others	73,876.43	51,915.28
<b>Total</b>	<b>74,239.01</b>	<b>52,036.52</b>

**Note 22: PROVISIONS-CURRENT**

Particulars	(Rupees in Lakhs)	
	As at 31 March 2022	As at 31 March 2021
Leave Encashment	1.13	0.39
Gratuity	4.17	1.08
<b>Total</b>	<b>5.30</b>	<b>1.47</b>



*[Handwritten signature]*

*[Handwritten mark]*

*[Handwritten mark]*

Note 23 : REVENUE FROM OPERATIONS

Particulars	(Rupees in Lakhs)	
	Year Ended 31 March 2022	Year Ended 31 March 2021
Income From Real Estate Projects	4,099.24	2,498.43
Income From Trading Goods	133.91	97.64
Other Operating Income	72.81	56.91
<b>Total</b>	<b>4,305.96</b>	<b>2,652.98</b>

Disaggregation of revenue is as below:-

Nature of Revenue	Year Ended 31 March 2022			Year Ended 31 March 2021		
	Operating Revenue	Other Operating Revenue	Total	Operating Revenue	Other Operating Revenue	Total
Real Estate Projects	4,099.24	18.11	4,117.35	2,498.43	12.78	2,511.21
Trading	133.91	-	133.91	97.64	-	97.64
Others	-	54.70	54.70	-	44.13	44.13
<b>Total</b>	<b>4,233.15</b>	<b>72.81</b>	<b>4,305.96</b>	<b>2,596.06</b>	<b>56.91</b>	<b>2,652.98</b>

While disclosing the aggregate amount of transaction price yet to be recognised as revenue towards unsatisfied (or partially satisfied) performance obligations, the Company has applied the practical expedient in Ind AS 115. The aggregate value of transaction price allocated to unsatisfied (or partially satisfied) performance obligations is Rs 85,340.65 in lakhs (Rs. 1,73,502.81 in lakhs previous year) which is expected to be recognised as revenue in the subsequent years, however revenue to be recognised in next one year is not ascertainable due to nature of industry in which company is operating.

Particulars	(Rupees in Lakhs)	
	Year Ended 31 March 2022	Year Ended 31 March 2021
Advances at beginning of the year	51,917.40	41,852.50
Add: Advances received during the year (net)	26,492.26	12,717.88
Less: Revenue recognised during the year	4,305.96	2,652.98
Advances at the end of the year	74,103.70	51,917.40

Reconciliation of revenue recognised with the contracted price is as follows:

Particulars	(Rupees in Lakhs)	
	Year Ended 31 March 2022	Year Ended 31 March 2021
Contracted price	4,666.91	2,858.83
Reduction towards variable consideration components	360.95	205.85
Revenue recognized	4,305.96	2,652.98

Note 24 : OTHER INCOME

Particulars	(Rupees in Lakhs)	
	Year Ended 31 March 2022	Year Ended 31 March 2021
Interest Income on bank deposits	60.90	6.05
Interest Income Others	1.99	4.14
Miscellaneous Income	8.51	12.23
Profit on sale of fixed assets	5.01	0.81
Gain on financial assets/liabilities carried at amortised cost	0.95	0.94
Liabilities no longer required written back(net)	8.06	0.34
<b>Total</b>	<b>85.42</b>	<b>24.51</b>



L

Qu

m

*[Handwritten signature]*

Note 25 : COST OF MATERIAL CONSUMED, CONSTRUCTION & OTHER RELATED PROJECT COST


Particulars	(Rupees in Lakhs)	
	Year Ended 31 March 2022	Year Ended 31 March 2021
<b>Inventory at the Beginning of The Year</b>		
Building Materials And Consumables	587.70	106.19
Land	9,931.32	3,574.08
	<u>10,519.02</u>	<u>3,680.27</u>
<b>Add: Incurred During The Year</b>		
Land, Development and Other Rights	15,275.58	6,310.66
Building Materials	1,484.10	2,169.80
Construction Cost	2,628.37	2,430.95
Employee cost	937.07	326.60
Rates and taxes	3.80	9.34
Administration Expenses	169.72	158.88
Depreciation	6.85	7.02
Power & Fuel and Other Electrical Cost	8.35	(165.46)
Repairs And Maintenance-Plant And Machinery	1.01	0.31
Finance Cost	947.24	608.06
	<u>21,462.09</u>	<u>11,856.16</u>
<b>Less: Inventory at the End of The Year</b>		
Building Materials and Consumables	181.24	587.70
Land	16,170.26	9,931.32
	<u>16,351.50</u>	<u>10,519.02</u>
<b>Total</b>	<u>15,629.61</u>	<u>5,017.41</u>

Note 26 : CHANGES IN INVENTORIES OF PROJECT IN PROGRESS

Particulars	(Rupees in Lakhs)	
	Year Ended 31 March 2022	Year Ended 31 March 2021
<b>Inventory at the Beginning of the Year</b>		
Projects In Progress	38,675.29	35,716.28
	<u>38,675.29</u>	<u>35,716.28</u>
<b>Inventory at the End of the Year</b>		
Projects In Progress	49,320.20	38,675.29
	<u>49,320.20</u>	<u>38,675.29</u>
<b>Changes In Inventory</b>	<u>(10,644.91)</u>	<u>(2,959.01)</u>

Note 27 : EMPLOYEE BENEFIT EXPENSES

Particulars	(Rupees in Lakhs)	
	Year Ended 31 March 2022	Year Ended 31 March 2021
Salaries, Wages, Allowances And Bonus (Including Managerial Remuneration)	976.59	332.43
Contribution To Provident And Other Funds	17.03	4.08
Staff Welfare Expenses	12.86	5.46
	<u>1,006.48</u>	<u>341.97</u>
Less: Allocated to Projects	937.07	326.60
<b>Total</b>	<u>69.41</u>	<u>15.37</u>



R

Q

m

*[Handwritten signature]*

Note 28 : FINANCE COST

Particulars	(Rupees in Lakhs)	
	Year Ended 31 March 2022	Year Ended 31 March 2021
<b>Interest On</b>		
-Term Loans	158.67	52.53
-Others	869.58	690.81
Other Borrowing Cost	1.76	0.16
Bank charges	48.20	35.42
Finance Charge on compound financial instrument	0.18	-
	<b>1,078.39</b>	<b>778.92</b>
Less: Allocated to Projects	947.24	608.06
<b>Total</b>	<b>131.15</b>	<b>170.86</b>

Note 29 : DEPRECIATION AND AMORTIZATION EXPENSES

Particulars	(Rupees in Lakhs)	
	Year Ended 31 March 2022	Year Ended 31 March 2021
Depreciation on tangible assets	35.78	17.00
Depreciation on Intangible assets	0.13	0.08
<b>Total</b>	<b>35.91</b>	<b>17.08</b>

Note 30 : OTHER EXPENSES

Particulars	(Rupees in Lakhs)	
	Year Ended 31 March 2022	Year Ended 31 March 2021
<b>Administrative Expenses</b>		
Short Term Lease	24.86	8.92
Rates And Taxes	15.48	3.66
Insurance	1.17	0.55
Repairs And Maintenance- Others	5.92	2.95
Vehicle Running And Maintenance	13.50	4.59
Travelling And Conveyance	18.40	26.38
Legal And Professional Charges	73.09	107.74
Printing And Stationery	12.63	5.41
Postage, Telephone & Courier	3.77	0.95
Donation	-	1.00
Auditors' Remuneration	0.66	0.67
Corporate Social Responsibility expenses	3.80	15.28
Bad Debts & Advances Written Off	0.27	0.00
Miscellaneous Expenses	7.41	2.84
	<b>180.96</b>	<b>180.94</b>
Less: Allocated to Projects	169.72	158.88
	<b>11.24</b>	<b>22.06</b>
<b>Selling Expenses</b>		
Business Promotion	119.07	59.95
Commission	29.81	18.96
Advertisement And Publicity	37.50	50.46
	<b>186.38</b>	<b>129.37</b>
Less: Allocated to Projects	-	-
	<b>186.38</b>	<b>129.37</b>
<b>Total</b>	<b>197.62</b>	<b>151.43</b>



*[Handwritten signature]*

*[Handwritten initials]*

*[Handwritten mark]*

**Note 31 : INCOME TAX**

(Rupees in Lakhs)

Particulars	Year Ended 31 March 2022	Year Ended 31 March 2021
<b>Tax expense comprises of:</b>		
Current income tax	0.04	11.44
Earlier years tax adjustments (net)	1.05	-
Deferred tax	(94.94)	93.21
	<u>(93.85)</u>	<u>104.65</u>

The major components of income tax expense and the reconciliation of expected tax expense based on the domestic effective tax rate of the Company at 25.17% and the reported tax expense in statement of profit and loss are as follows:

Particulars	Year Ended 31 March 2022	Year Ended 31 March 2021
Accounting profit/(loss) before tax	(1,027.41)	264.35
Applicable tax rate	25.17%	25.17%
Computed tax expense	(258.58)	66.53
<b>Tax effect of :</b>		
Tax impact of disallowable expenses	60.51	32.57
Others	198.11	(87.66)
<b>Current Tax (A)</b>	<b>0.04</b>	<b>11.44</b>
<b>Earlier year tax adjustment (B)</b>	<b>1.05</b>	<b>-</b>
<b>Deferred Tax Provisions</b>		
Decrease/(Increase) in deferred tax assets on account of provisions, fair valuation of development income and others	(94.94)	93.21
<b>Total Deferred Tax Provisions (C)</b>	<b>(94.94)</b>	<b>93.21</b>
<b>Tax Expenses recognised in statement of Profit &amp; Loss(A+B+C)</b>	<b>(93.85)</b>	<b>104.65</b>
<b>Effective Tax Rate</b>	<b>9.13%</b>	<b>39.59%</b>

**Note 32 : EARNINGS PER SHARE**

(Rupees in Lakhs)

Particulars	Year Ended 31 March 2022	Year Ended 31 March 2021
Profit attributable to equity shareholders (Amount in Rupees)	(933.56)	159.70
Weighted average number of equity shares	3,80,00,000	3,80,00,000
Nominal value per share	10.00	10.00
<b>Earnings per equity share ( Amount in rupees)</b>		
Basic	(2.46)	0.42
Diluted	(2.46)	0.42



*[Handwritten signature]*

*[Handwritten mark]*

*[Handwritten mark]*

*[Handwritten mark]*

Note 33 : CONTINGENT LIABILITIES AND COMMITMENTS

(Rupees in Lakhs)

	Particulars	As at 31 March 2022	As at 31 March 2021
I	Claim against the Company not acknowledged as debts ( to the extent quantifiable)	0.53	-
II	Income Tax	0.74	1.22
III	Bank Guarantees in respect of the Company	729.65	210.11
IV	Corporate Guarantees - Amount outstanding in respect of corporate guarantee given on account loan availed by holding company of holding company namely Omaxe Limited	4,694.83	4,374.75
IV	Bank Guarantee Given by holding company namely Omaxe Limited on behalf of the company	278.72	434.15
V	The Company may be contingently liable to pay damages / interest in the process of execution of real estate and construction projects and for specific non-performance of certain agreements, the amount of which cannot presently be ascertained	Amount unascertainable	Amount unascertainable

**Note 34 :** Balances of trade receivable, trade payable, loan/ advances given and other financial and non financial assets and liabilities are subject to reconciliation and confirmation from respective parties. The balance of said trade receivable, trade payable, loan/ advances given and other financial and non financial assets and liabilities are taken as shown by the books of accounts. The ultimate outcome of such reconciliation and confirmation cannot presently be determined, therefore, no provision for any liability that may result out of such reconciliation and confirmation has been made in the financial statement, the financial impact of which is unascertainable due to the reasons as above stated.

**Note 35: CORPORATE SOCIAL RESPONSIBILITY (CSR)**

The details of expenditure incurred on CSR are as under

(Rupees in Lakhs)

S.N O	Particulars	Year Ended 31 March 2022	Year Ended 31 March 2021
a.	The Gross amount required to be spent by the Company during the year as per section 135 of Companies Act 2013 read with Schedule VII	3.77	9.25
b.	Amount spent during the year on :		
	i) Construction/acquisition of any assets	-	-
	ii) On Purpose other than (i) above	3.80	15.28
c..	Shortfall at the end of the year	-	-
d.	Total of previous years shortfall	-	-
e.	Reason for shortfall	-	-
f	The breakup of expenses included in amount spent are as under		
	Skill Development	-	-
	Environment sustainability and ecological balance	3.80	15.28

**Note 35.1**

There are no unspent amounts requiring transfer to a fund specified in Schedule VII of Companies Act, 2013 within a period of six months of expiry of financial year in compliance with second proviso to Section 135 (5) of Companies Act, 2013.



R

Q

m

*[Handwritten signature]*

**Note 36 : EMPLOYEE BENEFIT OBLIGATIONS**

**1) Post-Employment Obligations - Gratuity**

The Group provides gratuity for employees in India as per the Payment of Gratuity Act, 1972. Employees who are in continuous service for a period of 5 years are eligible for gratuity. The amount of gratuity payable on retirement/termination is the employees' last drawn basic salary per month computed proportionately for 15 days salary multiplied by the number of years of service. For the funded plan the Company makes contributions to recognised funds in India. The Group does not fully fund the liability and maintains a target level of funding to be maintained over a period of time based on estimations of expected gratuity payments.

The amounts recognised in the Statement of Financial Position and the movements in the net defined benefit obligation over the year are as follows:

(Rupees in Lakhs)

a. Reconciliation of present value of defined benefit obligation and the fair value of plan assets	As at 31 March 2022	As at 31 March 2021
Present value obligation as at the end of the year	156.47	57.86
Fair value of plan assets as at the end of the year	-	-
<b>Net liability / (asset) recognized in balance sheet</b>	<b>156.47</b>	<b>57.86</b>

(Rupees in Lakhs)

b. Bifurcation of PBO at the end of year in current and non-current	As at 31 March 2022	As at 31 March 2021
Current liability	4.17	1.08
Non-current liability	152.30	56.78
<b>Total</b>	<b>156.47</b>	<b>57.86</b>

(Rupees in Lakhs)

c. Expected contribution for the next annual reporting period	As at 31 March 2022	As at 31 March 2021
Service Cost	26.62	11.59
Net Interest Cost	11.23	3.93
<b>Total</b>	<b>37.85</b>	<b>15.52</b>

(Rupees in Lakhs)

d. Changes in defined benefit obligation	As at 31 March 2022	As at 31 March 2021
Present value obligation as at the beginning of the year	57.87	47.82
Interest cost	3.93	3.25
Service cost	22.06	7.23
Benefits paid	-	-
Actuarial loss/(gain) on obligations	72.61	(0.43)
<b>Present value obligation as at the end of the year</b>	<b>156.47</b>	<b>57.87</b>

(Rupees in Lakhs)

e. Amount recognized in the statement of profit and loss	Year Ended 31 March 2022	Year Ended 31 March 2021
Current service cost	22.06	7.23
Net Interest cost	3.93	3.25
<b>Amount recognised in the statement of profit and loss</b>	<b>25.99</b>	<b>10.48</b>

(Rupees in Lakhs)

f. Other Comprehensive Income	As at 31 March 2022	As at 31 March 2021
Net cumulative unrecognized actuarial gain/(loss) opening	(16.63)	(17.06)
Actuarial gain/(loss) on PBO	(72.61)	0.43
Actuarial gain/(loss) for the year on Asset	-	-
<b>Unrecognised actuarial gain/(loss) at the end of the year</b>	<b>(89.24)</b>	<b>(16.63)</b>



P

De

m

*[Handwritten signature]*



g Economic Assumptions	As at 31 March 2022	As at 31 March 2021
Discount rate	7.18%	6.80%
Future salary increase	6.00%	6.00%

h Demographic Assumptions	As at 31 March 2022	As at 31 March 2021
Retirement Age (Years)	58	58
Mortality rates inclusive of provision for disability	I.A.L.M (2012-14)	I.A.L.M (2012-14)
Ages	Withdrawal Rate (%)	Withdrawal Rate (%)
Up to 30 Years	3.00	3.00
From 31 to 44 Years	2.00	2.00
Above 44 Years	1.00	1.00

(Rupees in Lakhs)

i Sensitivity analysis for gratuity liability	As at 31 March 2022	As at 31 March 2021
Impact of the change in discount rate		
Present value of obligation at the end of the year	156.47	57.87
a) Impact due to increase of 0.50 %	(9.34)	(3.89)
b) Impact due to decrease of 0.50 %	10.19	4.28

(Rupees in Lakhs)

j Impact of the change in salary increase	As at 31 March 2022	As at 31 March 2021
Present value of obligation at the end of the year	156.47	57.87
a) Impact due to increase of 0.50 %	8.69	4.08
b) Impact due to decrease of 0.50 %	(8.49)	(3.93)

(Rupees in Lakhs)

k Maturity Profile of Defined Benefit Obligation	As at 31 March 2022	As at 31 March 2021
Year		
0 to 1 year	4.17	1.08
1 to 2 year	2.62	2.09
2 to 3 year	2.60	1.06
3 to 4 year	7.32	1.02
4 to 5 year	2.61	1.03
5 to 6 year	5.98	1.00
6 Year onward	131.17	50.58

l The major categories of plan assets are as follows: (As Percentage of total Plan Assets)	As at 31 March 2022	As at 31 March 2021
Funds Managed by Insurer	-	-

## 2) Leave Encashment

Provision for leave encashment in respect of unavailed leaves standing to the credit of employees is made on actuarial basis. The Company does not maintain any fund to pay for leave encashment

## 3) Defined Contribution Plans

The Group also has defined contribution plan i.e. contributions to provident fund in India for employees. The Company makes contribution to statutory fund in accordance with Employees Provident Fund and Misc. Provision Act, 1952. This is post employment benefit and is in the nature of defined contribution plan. The contributions are made to registered provident fund administered by the government. The provident fund contribution charged to statement of profit & loss for the year ended 31 March, 2022 amount to Rs.15.37 in lakhs (PY Rs.3.14 in lakhs).



R

Q

m

*[Handwritten signature]*

**Note 37 : LEASES**

Short Term Lease Payment debited to Statement of Profit and Loss Account Rs. 24.86 in lakhs (P.Y. Rs. 8.92 in lakhs) pertaining to short term lease arrangement for a period of less than one year.

**Note 38 : AUDITOR'S REMUNERATION**

(Rupees in Lakhs)

Particulars	Year Ended 31 March 2022	Year Ended 31 March 2021
Audit fees	0.57	0.57
Certification fee	0.08	0.10
<b>Total</b>	<b>0.66</b>	<b>0.67</b>

**Note 39 : SEGMENT INFORMATION**


In line with the provisions of Ind AS 108 - Operating Segments and on the basis of review of operations being done by the management of the Group, the operations of the Group falls under real estate business, which is considered to be the only reportable segment by management.

(Rupees in Lakhs)

Particulars	Year Ended 31 March 2022	Year Ended 31 March 2021
Within India	4,305.96	2,652.98
Outside India	-	-
<b>Total</b>	<b>4,305.96</b>	<b>2,652.98</b>

None of the non- current assets are held outside India.

No single customer represent 10% or more of Company's total revenue for the year ended 31st March, 2022.



*R*  
*Ch*  
*m*  
*[Signature]*

Note 40 : FAIR VALUE MEASUREMENTS

(i) Financial Assets by category

(Rupees in Lakhs)

Particulars	Note	As at 31 March 2022	As at 31 March 2021
<b>Financial Assets</b>			
<b>At Amortised Cost</b>			
<b>Non Current</b>			
Other Financial Assets	3	894.80	90.98
<b>Current</b>			
Trade Receivables	7	730.96	639.14
Cash & Cash Equivalents	8	443.30	1,326.17
Other Bank Balances	9	962.28	300.04
Other Financial Assets	10	14,613.87	11,992.97
<b>Total Financial Assets</b>		<b>17,645.21</b>	<b>14,349.30</b>
<b>Financial Liabilities</b>			
<b>At Amortised Cost</b>			
<b>Non-Current Liabilities</b>			
Borrowing	13	49.75	10.45
Trade Payables	14	2,528.15	-
Other Financial Liabilities	15	203.90	191.60
<b>Current Liabilities</b>			
Borrowing	18	42.20	2,258.33
Trade Payables	19	8,856.69	6,553.31
Other Financial Liabilities	20	3,840.90	3,771.62
<b>Total Financial Liabilities</b>		<b>15,521.59</b>	<b>12,785.31</b>

(ii) Fair value of financial assets and liabilities measured at amortised cost

(Rupees in Lakhs)

Particulars	As at 31 March 2022		As at 31 March 2021	
	Carrying Amount	Fair Value	Carrying Amount	Fair Value
<b>Financial Assets</b>				
<b>Non Current</b>				
Other Financial Assets	894.80	894.80	90.98	90.98
<b>Current</b>				
Trade Receivables	730.96	730.96	639.14	639.14
Cash & Cash Equivalents	443.30	443.30	1,326.17	1,326.17
Other Bank Balances	962.28	962.28	300.04	300.04
Other Financial Assets	14,613.87	14,613.87	11,992.97	11,992.97
<b>Total Financial Assets</b>	<b>17,645.21</b>	<b>17,645.21</b>	<b>14,349.30</b>	<b>14,349.30</b>
<b>Financial Liabilities</b>				
<b>Non-current liabilities</b>				
Borrowing	49.75	49.75	10.45	10.45
Trade Payables	2,528.15	2,528.15	-	-
Other Financial Liabilities	203.90	203.90	191.60	191.60
<b>Current Liabilities</b>				
Borrowing	42.20	42.20	2,258.33	2,258.33
Trade Payables	8,856.69	8,856.69	6,553.31	6,553.31
Other Financial Liabilities	3,840.90	3,840.90	3,771.62	3,771.62
<b>Total Financial Liabilities</b>	<b>15,521.59</b>	<b>15,521.59</b>	<b>12,785.31</b>	<b>12,785.31</b>

For short term financial assets and liabilities carried at amortized cost, the carrying value is reasonable approximation of fair value.



P

A

m

*[Handwritten signature]*

**Note 41 : RISK MANAGEMENT**

The group's activities expose it to market risk, liquidity risk and credit risk. The management has the overall responsibility for the establishment and oversight of the group's risk management framework. This note explains the sources of risk which the entity is exposed to and how the entity manages the risk and the related impact in the financial statements.

**Credit risk**

Credit risk is the risk that a counterparty fails to discharge its obligation to the group. The group's exposure to credit risk is influenced mainly by cash and cash equivalents, trade receivables and financial assets measured at amortised cost. The group continuously monitors defaults of customers and other counterparties and incorporates this information into its credit risk controls.

**Credit risk management**

**Credit risk rating**

The group assesses and manages credit risk of financial assets based on following categories arrived on the basis of assumptions, inputs and factors specific to the class of financial assets.

A: Low credit risk on financial reporting date

B: Moderate credit risk

C: High credit risk

The group provides for expected credit loss based on the following:

Credit risk	Basis of categorisation	Provision for expected credit loss
Low credit risk	Cash and cash equivalents, other bank balances	12 month expected credit loss
Moderate credit risk	Trade receivables and other financial assets	Life time expected credit loss or 12 month expected credit loss

Based on business environment in which the group operates, a default on a financial asset is considered when the counter party fails to make payments within the agreed time period as per contract. Loss rates reflecting defaults are based on actual credit loss experience and considering differences between current and historical economic conditions.

Assets are written off when there is no reasonable expectation of recovery, such as a debtor declaring bankruptcy or a litigation decided against the group. The group continues to engage with parties whose balances are written off and attempts to enforce repayment. Recoveries made are recognised in the statement of profit and loss.

(Rupees in Lakhs)

Credit rating	Particulars	As at 31 March 2022	As at 31 March 2021
A: Low credit risk	Cash and cash equivalents, other bank balances	1,405.58	1,626.21
B: Moderate credit risk	Trade receivables and other financial assets	16,239.63	12,723.09

**Concentration of trade receivables**

Trade receivables consist of a large number of customers spread across various states in India with no significant concentration of credit risk. The Company do not envisage any financial difficulties resulting in higher credit risk higher than usual credit term due to COVID 19 outbreak.

**Liquidity risk**

Liquidity risk is the risk that the group will encounter difficulty in meeting the obligations associated with its financial liabilities that are settled by delivering cash or another financial asset. The group's approach to managing liquidity is to ensure as far as possible, that it will have sufficient liquidity to meet its liabilities when they are due.

**Maturities of financial liabilities**

The tables below analyse the financial liabilities into relevant maturity pattern based on their contractual maturities.

(Rupees in Lakhs)

Particulars	Less than 1 year	1 - 2 years	2 - 3 years	3 - 6 years	More than 6 years	Total	Carrying Amount
<b>As at 31 March 2022</b>							
Long Term Borrowings	17.67	14.01	12.15	23.59	-	67.42	67.42
Short Term Borrowings	24.53	-	-	-	-	24.53	24.53
Trade Payables	8,856.69	842.71	842.72	842.72	-	11,384.84	11,384.84
Other Financial Liabilities	3,840.89	57.05	-	-	146.85	4,044.79	4,044.79
<b>Total</b>	<b>12,739.78</b>	<b>913.77</b>	<b>854.87</b>	<b>866.31</b>	<b>146.85</b>	<b>15,521.58</b>	<b>15,521.58</b>
<b>As at 31 March 2021</b>							
Long Term Borrowings	6.66	7.71	2.73	-	-	17.10	17.10
Short Term Borrowings	2,251.68	-	-	-	-	2,251.68	2,251.68
Trade Payables	6,553.31	-	-	-	-	6,553.31	6,553.31
Other Financial Liabilities	3,771.61	61.00	129.47	-	25.00	3,987.08	3,963.21
<b>Total</b>	<b>12,583.27</b>	<b>68.71</b>	<b>132.21</b>	<b>-</b>	<b>25.00</b>	<b>12,809.17</b>	<b>12,785.30</b>



Handwritten signatures and initials, including a large signature on the right and initials 'A' and 'm' in the center.

**Market risk**

**Interest Rate risk**

The group's policy is to minimise interest rate cash flow risk exposures on long-term financing. At 31 March the group is exposed to changes in market interest rates through bank borrowings at variable interest rates. Other borrowings are at fixed interest rates.

group's exposure to interest rate risk on borrowings is as follows :

Particulars	(Rupees in Lakhs)	
	As at 31 March 2022	As at 31 March 2021
Variable rate	-	-
Fixed rate	72.42	2,222.10
<b>Total</b>	<b>72.42</b>	<b>2,222.10</b>

The following table illustrates the sensitivity of profit and equity to a possible change in interest rates of +/- 1% (31 March 2022: +/- 1%; 31 March 2021: +/- 1%). These changes are considered to be reasonably possible based on observation of current market conditions. The calculations are based on a change in the average market interest rate for each period, and the financial instruments held at each reporting date that are sensitive to changes in interest rates. All other variables are held constant.

Particulars	(Rupees in Lakhs)	
	Profit for the year +1%	Profit for the year -1%
31 March 2022	Nil	Nil
31 March 2021	Nil	Nil



R

m

**Note 42 :Related Parties disclosures**

A. Related Parties are classified as :

**(a) Ultimate Holding company**

1. Guild Builders Private Limited

**b) Holding Company**

1. Omaxe Limited

**c) Fellow Subsidiary Companies / Subsidiary of fellow Subsidiary company**

1. Atulah Contractors and Constructions Private Limited
2. Omaxe Garv Buildtech Private Limited
3. Hartal Builders and Developers Private Limited
4. Jagdamba Contractors and Builders Limited
5. Omaxe Buildhome Limited
6. Omaxe Forest Spa and Hills Developers Limited
7. Omaxe Heritage Private Limited
8. Omaxe New Chandigarh Developers Private Limited
9. Sri Balaji Green Heights Private Limited
10. Omaxe Pancham Realcon Private Limited
11. PP Devcon Private Limited
12. Omaxe India Trade Centre Private Limited
13. Bhanu Infrabuild Private Limited

**d) Associates of holding company**

1. FBD Real Grow Private Limited ( w.e.f 03-01-2022)

**e) Entities over which key mangerial personnel and/or their relatives exercise significant Control.**

1. DVM Reators Private Limited

**f) Key Managerial Personnel**

1. Parmod Kumar

**g) Relatives of Key Managerial Personnel**

1. Nupur Gupta
2. Himanshu Gupta
3. Divya Gupta



## (B) TRANSACTION DURING THE YEAR WITH RELATED PARTIES :

(Rupees in Lakhs)

	Nature of Transactions	Particular	Holding Company/ Fellow Subsidiaries/ Subsidiaries of Fellow Subsidiaries Company	Associate Company	Entities over which key managerial personnel and/or their relatives exercise	Key Managerial Personnel/Direct ors/CEO & Relatives of Key Managerial Personnel	Total
1	Income from trading goods	31-Mar-22	50.83		-	-	50.83
		31-Mar-21	15.55		-	-	15.55
2	Sale of fixed assets	31-Mar-22	6.32		-	-	6.32
		31-Mar-21	5.75		-	-	5.75
3	Lease rent received	31-Mar-22	0.36	0.09	-	-	0.45
		31-Mar-21	0.36	-	-	-	0.36
4	Land Purchases	31-Mar-22	-	-	-	-	-
		31-Mar-21	17.39		-	-	17.39
5	Purchase of fixed assets	31-Mar-22	35.84		-	-	35.84
		31-Mar-21	7.54		-	-	7.54
6	Building material purchases	31-Mar-22	17.67		-	-	17.67
		31-Mar-21	43.95		-	-	43.95
7	Remuneration	31-Mar-22	-		-	70.50	70.50
		31-Mar-21	-		-	48.00	48.00
7	Bank guarantees matured	31-Mar-22	13.51		-	-	13.51
		31-Mar-21	-		-	-	-

(Amount in Rupees)

S.No.	Nature of Transactions	Year ended	Holding Company/ Fellow Subsidiaries/ Subsidiaries of Fellow Subsidiaries Company	Associate Company	Entities over which key managerial personnel and/or their relatives exercise	Key Managerial Personnel/Direct ors/CEO & Relatives of Key Managerial Personnel	Total
<b>Closing Balances</b>							
1	Loans & advances recoverable	31-Mar-22	13,333.89		1,049.40	-	14,383.29
		31-Mar-21	10,495.32		1,349.40	-	11,844.72
2	Loan received	31-Mar-22				5.00	5.00
		31-Mar-21				5.00	5.00
3	Trade payables	31-Mar-22	2.82		-	-	2.82
		31-Mar-21	-		-	-	-
4	Advances/balance outstanding	31-Mar-22	4.69	222.58		4.55	231.82
		31-Mar-21	2.24			6.21	8.45
5	Bank guarantees	31-Mar-22	1,512.44		-	-	1,512.44
		31-Mar-21	1,525.95		-	-	1,525.95
6	Corporate guarantees Amount outstanding in respect of corporate guarantee given on account of loan availed by holding company of holding company namely Omaxe Limited	31-Mar-22	4694.83	-	-	-	4,694.83
		31-Mar-22	4374.75	-	-	-	4,374.75



r

du

m

**(C) DISCLOSURE IN RESPECT OF MAJOR RELATED PARTY TRANSACTIONS DURING THE YEAR :**

(Rupees in Lakhs)

	Particular	Relationship	2021-22	2020-21
<b>1</b>	<b>Income from trading goods</b>			
	Omaxe Limited	Holding Company	42.28	7.93
	Atulah Contractors and Constructions Private Limited	Fellow Subsidiaries	0.11	0.27
	Omaxe Buildhome Limited	Fellow Subsidiaries	-	0.51
	Hartal Builders and Developers Private Limited	Fellow Subsidiaries	2.73	2.20
	Omaxe New Chandigarh Developers Private Limited	Fellow Subsidiaries	1.34	2.52
	Omaxe Forest Spa and Hills Developers Limited	Fellow Subsidiaries	1.57	1.81
	Omaxe Heritage Private Limited	Fellow Subsidiaries	-	0.31
	Omaxe Pancham Realcon Private Limited	Fellow Subsidiaries of Fellow Subsidiaries Company	2.80	-
<b>2</b>	<b>Sale of fixed assets</b>			
	Omaxe Limited	Holding Company	3.40	0.81
	Atulah Contractors and Constructions Private Limited	Fellow Subsidiaries	-	0.60
	Hartal Builders and Developers Private Limited	Fellow Subsidiaries	-	1.20
	Omaxe Heritage Private Limited	Fellow Subsidiaries	2.92	2.92
	Bhanu Infrabuild Private Limited	Subsidiaries of Fellow Subsidiaries Company	-	0.22
<b>3</b>	<b>Lease rent received</b>			
	Hartal Builders and Developers Private Limited	Fellow Subsidiaries	0.36	0.36
	FBD Real Grow Private Limited(w.e.f.3-01-2022)	Associate Company	0.09	-
<b>4</b>	<b>Land purchase</b>			
	Sri Balaji Green Heights Private Limited	Fellow Subsidiaries	-	17.39
<b>5</b>	<b>Purchase of fixed assets</b>			
	Omaxe Limited	Holding Company	33.99	0.88
	Jagdamba Contractors and Builders Limited	Fellow Subsidiaries	0.95	6.48
	Omaxe Buildhome limited	Fellow Subsidiaries	-	0.18
	Atulah Contractors and Constructions Private Limited	Fellow Subsidiaries	0.90	-
<b>6</b>	<b>Building material purchases</b>			
	Omaxe Limited	Holding Company	5.93	12.08
	Atulah Contractors and Constructions Private Limited	Fellow Subsidiaries	1.81	8.07
	Omaxe Gary Buildtech Private Limited	Fellow Subsidiaries	2.33	0.93
	Jagdamba Contractors and Builders Limited	Fellow Subsidiaries	1.21	11.78
	Omaxe New Chandigarh Developers Private Limited	Fellow Subsidiaries	0.39	0.31
	Omaxe Forest Spa and Hills Developers Limited	Fellow Subsidiaries	1.87	10.78
	Hartal Builders and Developers Private Limited	Fellow Subsidiaries	3.97	-
	Bhanu Infrabuild Private Limited	Fellow Subsidiaries of Fellow Subsidiaries Company	0.16	-
<b>7</b>	<b>Remuneration</b>			
	Nupur Gupta	Relative of key managerial person	16.50	12.00
	Himanshu Gupta	Relative of key managerial person	36.00	36.00
	Divya Gupta	Relative of key managerial person	18.00	-
<b>8</b>	<b>Bank guarantees matured</b>			
	Omaxe Limited	Holding Company	13.51	-





CLOSING BALANCES			
Particular	Relationship	As at 31 March 2022	As at 31 March 2021
1	<b>Loans &amp; advances recoverable</b>		
	Omaxe Limited	6,523.58	3,568.46
	Omaxe Carv Buildtech Private Limited	6,759.75	6,919.50
	Omaxe New Chandigarh Developers Private Limited	0.47	2.01
	PP Devcon Private Limited	46.10	5.35
	Omaxe India Trade Center Private Limited	3.99	-
	DVM Realtors Private Limited	1,049.40	1,349.40
2	<b>Loan received</b>		
	Parmod Kumar	5.00	5.00
3	<b>Trade Payables</b>		
	Jagdamba Contractors and Builders Limited	0.81	-
	Atulah Contractors and Constructions Private Limited	2.01	-
4	<b>Advances/balance outstanding</b>		
	Jagdamba Contractors and Builders Limited	-	0.08
	Hartal Builders and Developers Private Limited	4.69	2.12
	Omaxe Forest Spa and Hills Developers Limited	-	0.04
	FBD Real Grow Private Limited(w.e.f.3-01-2022)	222.58	-
	Nupur Gupta	1.20	1.73
	Himanshu Gupta	2.17	4.48
	Divya Gupta	1.18	-
5	<b>Bank guarantees</b>		
	Omaxe Limited	1,512.44	1,525.95
6	<b>Corporate guarantees</b>		
	Amount outstanding in respect of corporate guarantee given on account of loan availed by holding company of holding company namely Omaxe Limited	4,694.83	4,374.75



1

Q

m

*[Handwritten signature]*

**Note 43 : CAPITAL MANAGEMENT POLICIES****(a) Capital Management**

The Group's capital management objectives are to ensure the Group's ability to continue as a going concern as well as to provide an adequate return to shareholders by pricing products and services commensurately with the level of risk.

The Group monitors capital on the basis of the carrying amount of equity plus its subordinated loan, less cash and cash equivalents as presented on the face of the statement of financial position and cash flow hedges recognised in other comprehensive income.

The Group manages its capital structure and makes adjustments to it in the light of changes in economic conditions and the risk characteristics of the underlying assets. In order to maintain or adjust the capital structure, the Group may adjust the amount of dividends paid to shareholders, return capital to shareholders or issue new shares. The amounts managed as capital by the Group are summarised as follows:


(Rupees in Lakhs)

Particulars	As at	As at
	31 March 2022	31 March 2021
Long term borrowings	67.42	17.10
Short term borrowings	24.53	2,251.68
Less: Cash and cash equivalents	(443.30)	(1,326.17)
<b>Net debt</b>	<b>(351.35)</b>	<b>942.61</b>
Total equity	2,646.01	3,633.90
<b>Net debt to equity ratio</b>	-	<b>0.26</b>

**Note-44 : Disclosure on relationship with Struck off Company**

(Rupees in Lakhs)

Name of struck off company	Nature of transactions with struck off company	Balance outstanding as at 31-Mar-2022	Balance outstanding as at 31-Mar-2021	Relationship with the struck off company	Remarks
Sudha Rehabs and Hospitality Private Limited	Advance against goods/ services	-	0.05	Vendor	Amount Written off



*[Handwritten signature]*

*[Handwritten initials]*

*[Handwritten initials]*

**Note 43: GROUP INFORMATION**

Information about subsidiaries/entity consolidated  
The consolidated financial statements of the Group include entities listed in the table below:

S. No.	Name of Entity	Country of Incorporation	Proportion (%) of Equity Interest	
			Year Ended 31-March-2022	Year Ended 31-March-2021
A	Subsidiaries of Omase World Street Private Limited			
1	Anveshan Builders Private Limited	India	100.00	100.00
2	Aadesh Realcon Private Limited	India	100.00	100.00
3	Nandip Developers Private Limited	India	100.00	100.00
4	Abhas Realcon Private Limited	India	100.00	100.00

Note 46: Additional information, as required under Schedule III of the Companies Act, 2013, of the enterprises consolidated as subsidiaries / entities consolidated:

S.No.	Name of the entity in the group	Net Assets/Total Assets - Total Liabilities)		Share in profit or (loss)		Share in Other Comprehensive Income		Share in Total Comprehensive Income	
		(Rupees in Lakhs)	As % of consolidated net assets	(Rupees in Lakhs)	As % of consolidated profit or loss	(Rupees in Lakhs)	As % of consolidated other comprehensive income	(Rupees in Lakhs)	As % of consolidated Total comprehensive income
	Parent								
	Omase World Street Private Limited	99.10	2,625.38	100.77	(940.73)	100.00	(54.33)	100.73	(950.0)
	Subsidiaries-Indian								
1	Anveshan Builders Private Limited	0.00	0.10	(0.01)	0.10	-	-	(0.01)	0.10
2	Aadesh Realcon Private Limited	(0.41)	(10.73)	(0.89)	8.33	-	-	(0.85)	8.33
3	Nandip Developers Private Limited	0.04	1.15	0.01	(0.09)	-	-	0.01	(0.09)
4	Abhas Realcon Private Limited	1.26	33.32	0.13	(1.18)	-	-	0.13	(1.18)

Note 47: The outbreak of Coronavirus (COVID-19) pandemic globally and in India is causing significant disturbance and slowdown of economic activity. The management of the Company have made its own assessment of impact of the outbreak of COVID-19 on business operations of the Company and have concluded that no adjustments are required to be made in the financial statement as it does not impact current financial year. However, the situation with COVID-19 is still evolving. Also the various preventive measures taken by Government of India are still in force leading to highly uncertain economic environment. Due to these circumstances, the management's assessment of the impact on the subsequent period is dependent upon the circumstances as they evolve. The Company continues to monitor the impact of COVID-19 on its business including its impact on customer, contractors, vendors etc.

**Note 48: STANDARDS ISSUED BUT NOT YET EFFECTIVE**


The Ministry of Corporate Affairs (MCA) notifies new Indian Accounting Standards or amendments to the existing standards under companies (Indian Accounting Standards) Rules as issued from time to time. On March 23, 2022, MCA amended the companies (Indian Accounting Standards) Amendment Rules, 2022 as below:

**IND AS 16-Property Plant and equipment-** The amendment clarifies that excess of net sale proceeds of items produced over the cost of testing, if any shall not be recognized in the profit and loss but deducted from the directly attributable costs considered as part of cost of an item of property plant and equipment. The effective date for adoption of this amendment is annual period beginning on or after April 1, 2022. The company has evaluated the amendment and there is no impact on its consolidated financial statements.

**IND AS 37-Provisions, Contingent Liabilities and Contingent Assets-** The amendment specifies that cost fulfilling a contract comprises costs that relate directly to the contractor. Cost that relate directly to a contract can either be incremental costs of fulfilling the contract (example would be direct materials, labour) or an allocation of other costs that relate directly to fulfilling contracts (example would be allocation of depreciation charge for an item of property plant and equipment used in fulfilling the contract). The effective date for adoption of this amendment is annual periods beginning on or after April 1, 2022 although early adoption is permitted. The company has evaluated the amendment and there is no impact on company consolidated financials.

Note 49: The Previous year figures have been regrouped/ reclassified, wherever necessary, to make them comparable with current year figures

As per our audit report of even date attached



Date: 26-May-2022  
Place: New Delhi

Partner  
Sudhanshu

Arjun Kumar Gupta  
Chief Financial Officer

Pavan Agarwal  
Director  
DIN: 02295157

Neena Bahal  
Company Secretary

Deepak  
Director  
DIN: 03568366

For and on behalf of board of directors

## Annexure-A

( Pursuant to first proviso to sub -section (3) of section 129 read with rule 5 of Companies ( Accounts) Rules,2014 )  
 Statement of Salient features of financial statements of subsidiary companies

(Rupees in Lakhs)

Sl. No.	Name of Subsidiary	The date since when subsidiary was acquired	Reporting period for the subsidiary concerned, if different from the holding company's reporting period	Reporting currency and Exchange rate as on the last date of the relevant financial year in the case of foreign subsidiaries.	Share capital	Reserves & surplus	Total assets	Total Liabilities (Non Current and Current Liability)	Investments	Turnover (Including other income)	Profit/(loss) before taxation	Provision for taxation	Profit/(loss) after taxation	Proposed Dividend	% of shareholding
1	Abhas Realcon Private Limited	Nov 10, 2010	March 31, 2022	INR	1.00	32.32	985.51	952.20	-	0.30	(0.13)	1.05	(1.18)	-	100.00
2	Adesh Realcon Private Limited	Nov 10, 2010	March 31, 2022	INR	1.00	(11.73)	1,822.32	1,833.06	-	8.83	8.37	0.04	8.33	-	100.00
3	Anveshan Builders Private Limited	Nov 10, 2010	March 31, 2022	INR	1.00	(0.90)	300.61	300.52	-	0.65	0.10	-	0.10	-	100.00
4	Navadip Developers Private Limited	Nov 10, 2010	March 31, 2022	INR	1.00	0.15	1.34	0.19	-	0.32	(0.09)	-	(0.09)	-	100.00

For and on behalf of board of directors

*Pavan Agarwal*  
 Pavan Agarwal  
 Director  
 DIN: 02295157

*Deepak Garg*  
 Deepak Garg  
 Director  
 DIN: 03568366

*Ankur Kumar Gupta*  
 Ankur Kumar Gupta  
 Chief Financial Officer

*Neha Bahal*  
 Neha Bahal  
 Company Secretary

Place: New Delhi  
 Date: 26-May-2022

